

ABSTRACT OF RATABLES

PASSAIC COUNTY

2018



PASSAIC COUNTY BOARD OF TAXATION

LOUIS BATELLI, President

VILMO DiPAOLO, Commissioner

ERNEST SCHEIDEMANN, Commissioner

JAY R. SCHWARTZ, M.P.A., C.T.A., Tax Administrator

435 Hamburg Turnpike, Wayne, New Jersey 07470

Telephone: (973) 720-7399

2018 ABSTRACT OF RATABLES FOR THE COUNTY OF PASSAIC

TAXING DISTRICTS	1		2	3	4	5	6
	TAXABLE VALUE		TAXABLE VALUE OF LAND AND IMPROVEMENTS (COL 1A+1B)	TOTAL TAXABLE VALUE OF PARTIAL EXEMPTIONS & ABATEMENTS (ASSESSED VAL.)	NET TAXABLE VALUE OF LAND & IMPROVEMENTS (COL 2-3)	TAXABLE VALUE COMMUNICATION EQUIPMENT	NET TAXABLE VALUE (COL 4+5)
	(A) LAND	(B) IMPROVEMENTS (INCLUDES PARTIAL EXEMPTIONS & ABATEMENTS)					
01:BLOOMINGDALE BORO	346,072,400	385,066,700	731,139,100	0	731,139,100	0	731,139,100
02:CLIFTON CITY	2,474,835,400	2,828,408,300	5,303,243,700	765,200	5,302,478,500	7,000,090	5,309,478,590
03:HALEDON BORO	158,104,700	350,469,600	508,574,300	0	508,574,300	0	508,574,300
04:HAWTHORNE BORO	594,811,900	625,951,600	1,220,763,500	0	1,220,763,500	513	1,220,764,013
05:LITTLE FALLS TWP	666,676,500	826,064,900	1,492,741,400	0	1,492,741,400	4,515,700	1,497,257,100
06:NORTH HALEDON BORO	488,703,200	694,227,100	1,182,930,300	0	1,182,930,300	880	1,182,931,180
07:PASSAIC CITY	872,131,400	2,117,441,800	2,989,573,200	5,871,000	2,983,702,200	15,213,200	2,998,915,400
08:PATERSON CITY	1,695,809,000	4,104,353,700	5,800,162,700	0	5,800,162,700	13,181,928	5,813,344,628
09:POMPTON LAKES BORO	480,187,200	736,504,200	1,216,691,400	0	1,216,691,400	0	1,216,691,400
10:PROSPECT PARK BORO	74,924,300	187,950,200	262,874,500	0	262,874,500	145,000	263,019,500
11:RINGWOOD BORO	741,310,900	725,037,500	1,466,348,400	0	1,466,348,400	0	1,466,348,400
12:TOTOWA BORO	1,078,724,900	1,196,810,400	2,275,535,300	289,900	2,275,245,400	0	2,275,245,400
13:WANAQUE BORO	433,985,800	685,340,400	1,119,326,200	0	1,119,326,200	0	1,119,326,200
14:WAYNE TWP	2,368,710,000	2,879,818,500	5,248,528,500	112,800	5,248,415,700	0	5,248,415,700
15:WEST MILFORD TWP	1,117,466,400	1,623,596,200	2,741,062,600	0	2,741,062,600	100	2,741,062,700
16:WOODLAND PARK BORO	696,185,500	988,237,200	1,684,422,700	262,600	1,684,160,100	1,109,824	1,685,269,924
PASSAIC	14,288,639,500	20,955,278,300	35,243,917,800	7,301,500	35,236,616,300	41,167,235	35,277,783,535

2018 ABSTRACT OF RATABLES FOR THE COUNTY OF PASSAIC

TAXING DISTRICTS	7	8	9		10		NET VALUATION FOR COUNTY TAX APPORTIONMENT (COL 6-9A+9B -10A+10B)
	GENERAL TAX RATE PER \$100	COUNTY EQUALIZATION RATIO	TRUE VALUE		EQUALIZATION		
			(A) UEZ ABATEMENT EXPIRED	(B) CLASS II RAILROADS	(A) AMOUNTS DEDUCTED	(B) AMOUNTS ADDED	
01:BLOOMINGDALE BORO	4.295	86.08%	0	0		131,389,707	862,528,807
02:CLIFTON CITY	5.423	54.93%	0	0		4,477,459,586	9,786,938,176
03:HALEDON BORO	4.620	91.96%	0	0		46,242,617	554,816,917
04:HAWTHORNE BORO	5.847	51.26%	0	0		1,170,087,319	2,390,851,332
05:LITTLE FALLS TWP	3.160	92.51%	0	0		128,374,102	1,625,631,202
06:NORTH HALEDON BORO	2.864	88.00%	0	0		162,888,612	1,345,819,792
07:PASSAIC CITY	3.598	86.07%	0	0		583,386,680	3,582,302,080
08:PATERSON CITY	4.326	88.89%	0	0		861,748,775	6,675,093,403
09:POMPTON LAKES BORO	3.605	103.80%	0	0	37,116,132		1,179,575,268
10:PROSPECT PARK BORO	5.125	87.89%	0	0		37,336,005	300,355,505
11:RINGWOOD BORO	3.740	88.49%	0	0		191,341,241	1,657,689,641
12:TOTOWA BORO	2.383	106.18%	0	0	121,551,794		2,153,693,606
13:WANAQUE BORO	3.830	87.09%	0	0		175,741,736	1,295,067,936
14:WAYNE TWP	5.465	52.79%	0	0		4,731,288,394	9,979,704,094
15:WEST MILFORD TWP *	3.686 *	91.95%	0	0		243,707,964	2,984,770,664
16:WOODLAND PARK BORO	3.161	91.64%	0	0		161,288,617	1,846,558,541
PASSAIC		%	0	0	158,667,926	13,102,281,355	48,221,396,964

* Excludes Garbage District Rate of \$ 0.066

2018 ABSTRACT OF RATABLES FOR THE COUNTY OF PASSAIC

SECTION 12 - A

TAXING DISTRICT	(i) TOTAL COUNTY TAXES APPORTIONED	(ii) ADJUSTMENTS RESULTING FROM:				(iii) NET COUNTY TAXES APPORTIONED	(iv) MUNICIPAL BUDGET STATE AID	(v) NET COUNTY TAXES APPORTIONED LESS STATE AID (COL.12 AIII-12AIV-COUNTY BPP ADJUSTMENT)
		(A) EQUAL TABLE APPEALS		(B) APPEALS & CORRECTIONS				
		DEDUCT OVERPAY	ADD UNDERPAY	DEDUCT OVERPAY	ADD UNDERPAY			
01:BLOOMINGDALE BORO	6,278,635.10	.00	.00	20,146.94	.00	6,258,488.16	.00	6,258,488.16
02:CLIFTON CITY	71,242,389.86	.00	.00	522,172.46	.00	70,720,217.40	.00	70,720,217.40
03:HALEDON BORO	4,030,697.54	.00	.00	57,196.09	.00	3,981,501.45	.00	3,981,501.45
04:HAWTHORNE BORO	17,403,804.91	.00	.00	103,392.74	.00	17,300,412.17	.00	17,300,412.17
05:LITTLE FALLS TWP	11,833,512.16	.00	.00	53,930.37	.00	11,779,581.79	.00	11,779,581.79
06:NORTH HALEDON BORO	9,796,671.50	.00	.00	3,537.24	.00	9,793,134.26	.00	9,793,134.26
07:PASSAIC CITY	26,076,772.61	.00	.00	211,602.42	.00	25,865,170.19	.00	25,865,170.19
08:PATERSON CITY	48,590,233.03	.00	.00	1,296,588.00	.00	47,293,645.03	.00	47,293,645.03
09:POMPTON LAKES BORO	8,586,522.12	.00	.00	18,887.89	.00	8,567,634.23	.00	8,567,634.23
10:PROSPECT PARK BORO	2,186,387.98	.00	.00	3,290.83	.00	2,183,097.15	.00	2,183,097.15
11:RINGWOOD BORO	12,066,876.23	.00	.00	55,535.81	.00	12,011,340.42	.00	12,011,340.42
12:TOTOWA BORO	15,677,454.66	.00	.00	393,126.78	.00	15,284,327.88	.00	15,284,327.88
13:WANAQUE BORO	9,427,231.80	.00	.00	79,849.35	.00	9,347,382.45	.00	9,347,382.45
14:WAYNE TWP	72,645,597.33	.00	.00	518,645.01	.00	72,126,952.32	.00	72,126,952.32
15:WEST MILFORD TWP	21,727,141.98	.00	.00	100,913.09	.00	21,626,228.89	.00	21,626,228.89
16:WOODLAND PARK BORO	13,441,716.06	.00	.00	10,195.85	.00	13,431,520.21	.00	13,431,520.21
PASSAIC	351,019,644.87	.00	.00	3,449,010.87	.00	347,570,634.00	.00	347,570,634.00

2018 ABSTRACT OF RATABLES FOR THE COUNTY OF PASSAIC

TAXING DISTRICTS	SECTION 12 - B			SECTION 12 - C		
	(A)	(B)	(C)	LOCAL TAXES TO BE RAISED FOR:		
	COUNTY LIBRARY TAXES APPORTIONED	COUNTY HEALTH SERVICE TAXES APPORTIONED	COUNTY OPEN SPACE TAXES APPORTIONED	(i) DISTRICT SCHOOL PURPOSES		
			(A) DISTRICT SCHOOL (adjusted for BPP)	(B) REG., CONSOL. & JOINT SCHOOL (adjusted for BPP)	(C) LOCAL SCHOOL (adjusted for BPP)	
01: BLOOMINGDALE BORO	.00	.00	86,916.44	16,864,920.00	.00	.00
02: CLIFTON CITY	.00	.00	981,575.48	134,081,082.00	.00	.00
03: HALEDON BORO	.00	.00	55,274.43	6,499,917.00	5,161,025.00	.00
04: HAWTHORNE BORO	.00	.00	240,076.19	38,514,414.00	.00	.00
05: LITTLE FALLS TWP	.00	.00	163,518.23	14,744,522.00	7,336,496.00	.00
06: NORTH HALEDON BORO	.00	.00	136,025.92	10,903,803.00	2,332,978.00	.00
07: PASSAIC CITY	.00	.00	359,036.91	16,818,577.00	.00	.00
08: PATERSON CITY	.00	.00	654,128.76	41,961,814.00	.00	.00
09: POMPTON LAKES BORO	.00	.00	118,998.06	24,455,130.00	.00	.00
10: PROSPECT PARK BORO	.00	.00	30,322.68	3,263,847.00	3,431,424.00	.00
11: RINGWOOD BORO	.00	.00	166,764.67	20,145,544.00	10,760,244.00	.00
12: TOTOWA BORO	.00	.00	211,728.78	16,136,458.00	9,965,904.00	.00
13: WANAQUE BORO	.00	.00	129,781.64	15,082,840.00	8,004,482.00	.00
14: WAYNE TWP	.00	.00	1,001,129.98	150,449,792.00	.00	.00
15: WEST MILFORD TWP	.00	.00	300,308.11	55,376,021.00	.00	.00
16: WOODLAND PARK BORO	.00	.00	186,553.42	16,810,066.00	8,962,387.00	.00
PASSAIC	.00	.00	4,822,139.70	582,108,747.00	55,954,940.00	.00

2018 ABSTRACT OF RATABLES FOR THE COUNTY OF PASSAIC

TAXING DISTRICTS	SECTION 12 - C			SECTION 12 - D
	LOCAL TAXES TO BE RAISED FOR:			TOTAL LEVY ON WHICH TAX RATE IS COMPUTED
	(ii) LOCAL MUNICIPAL PURPOSES			
	(A) MUNICIPAL BUDGET (adjusted for BPP)	(B) MUNICIPAL OPEN SPACE BUDGET	(C) MUNICIPAL LIBRARY BUDGET	
01: BLOOMINGDALE BORO	7,721,455.00	182,785.00	283,415.00	31,397,979.60
02: CLIFTON CITY	78,913,669.00	.00	3,214,025.00	287,910,568.88
03: HALEDON BORO	7,611,196.45	.00	184,941.00	23,493,855.33
04: HAWTHORNE BORO	14,527,995.12	.00	793,633.88	71,376,531.36
05: LITTLE FALLS TWP	12,665,640.00	74,863.00	536,391.00	47,301,012.02
06: NORTH HALEDON BORO	10,257,861.00	.00	447,173.00	33,870,975.18
07: PASSAIC CITY	63,674,696.00	.00	1,171,119.00	107,888,599.10
08: PATERSON CITY	159,411,821.58	.00	2,138,742.07	251,460,151.44
09: POMPTON LAKES BORO	10,199,777.50	121,696.00	390,529.00	43,853,764.79
10: PROSPECT PARK BORO	4,569,222.00	.00	.00	13,477,912.83
11: RINGWOOD BORO	11,607,283.00	146,635.00	.00	54,837,811.09
12: TOTOWA BORO	11,898,587.00	.00	713,725.00	54,210,730.66
13: WANAQUE BORO	9,757,887.70	111,933.00	427,547.00	42,861,853.79
14: WAYNE TWP	58,828,999.00	1,049,683.00	3,323,268.00	286,779,824.30
15: WEST MILFORD TWP	22,569,035.00	148,017.00	995,972.00	101,015,582.00
16: WOODLAND PARK BORO	13,089,068.00	168,526.00	608,899.00	53,257,019.63
PASSAIC	497,304,193.35	2,004,138.00	15,229,379.95	1,504,994,172.00

2018 ABSTRACT OF RATABLES FOR THE COUNTY OF PASSAIC

SECTION 13

REAL PROPERTY EXEMPT FROM TAXATION

TAXING DISTRICTS	(A)	(B)	(C)	(D)	(E)	(F)	(G)
	PUBLIC SCHOOL	OTHER SCHOOL	PUBLIC PROPERTY	CHURCH AND CHARITABLE	CEMETERIES AND GRAVEYARDS	OTHER EXEMPTS	TOTAL AMOUNT OF EXEMPTS (13A+B+C+D+E+F)
01:BLOOMINGDALE BORO	13,011,800	0	22,913,200	10,239,700	0	20,805,700	66,970,400
02:CLIFTON CITY	144,580,800	23,797,300	124,874,300	131,507,400	48,475,900	86,664,100	559,899,800
03:HALEDON BORO	46,236,500	2,449,000	26,660,000	21,365,700	0	3,656,100	100,367,300
04:HAWTHORNE BORO	25,652,000	1,370,000	54,155,700	18,025,900	136,400	6,073,800	105,413,800
05:LITTLE FALLS TWP	36,103,500	0	308,220,700	17,576,600	0	8,616,700	370,517,500
06:NORTH HALEDON BORO	58,420,600	35,547,000	24,877,500	38,510,800	0	6,880,600	164,236,500
07:PASSAIC CITY	164,479,600	48,449,000	173,506,300	145,471,500	0	99,478,300	631,384,700
08:PATERSON CITY	433,350,200	16,663,700	721,574,800	337,662,200	25,010,900	212,963,300	1,747,225,100
09:POMPTON LAKES BORO	29,025,300	0	43,987,400	26,423,800	0	7,151,200	106,587,700
10:PROSPECT PARK BORO	14,573,800	7,203,800	5,723,700	9,328,500	0	582,600	37,412,400
11:RINGWOOD BORO	28,227,400	5,547,900	83,616,800	13,762,500	9,300	13,735,200	144,899,100
12:TOTOWA BORO	22,260,500	0	264,915,600	29,735,100	57,269,500	9,592,100	383,772,800
13:WANAQUE BORO	38,714,300	0	416,284,000	12,138,100	115,300	11,414,600	478,666,300
14:WAYNE TWP	132,995,700	154,557,400	241,908,000	108,329,500	4,700	74,702,300	712,497,600
15:WEST MILFORD TWP	52,745,000	0	154,826,900	26,286,400	793,500	43,934,100	278,585,900
16:WOODLAND PARK BORO	24,411,500	0	163,828,000	20,227,200	1,943,700	10,639,500	221,049,900
PASSAIC	1,264,788,500	295,585,100	2,831,872,900	966,590,900	133,759,200	616,890,200	6,109,486,800

2018 ABSTRACT OF RATABLES FOR THE COUNTY OF PASSAIC

TAXING DISTRICTS	SECTION 14				SECTION 15	
	AMOUNT OF MISCELLANEOUS REVENUES TO SUPPORT LOCAL BUDGET				DEDUCTIONS ALLOWED	
	(A)	(B)	(C)	(D)	(A)	(B)
	SURPLUS REVENUE	MISCELLANEOUS REVENUES ANTICIPATED	RECEIPTS FROM DELINQUENT TAX	TOTAL OF MISCELLANEOUS REVENUES (COL. 14A+B+C)	SENIOR CITIZEN, DISABLED AND SURVIVING SPOUSE	VETERANS AND WIDOWS
01:BLOOMINGDALE BORO	525,000.00	2,659,297.31	130,000.00	3,314,297.31	8,500.00	46,750.00
02:CLIFTON CITY	7,100,000.00	21,929,043.00	2,800,000.00	31,829,043.00	95,500.00	370,750.00
03:HALEDON BORO	625,000.00	1,552,317.97	600,000.00	2,777,317.97	10,250.00	23,250.00
04:HAWTHORNE BORO	3,500,000.00	5,108,318.78	525,000.00	9,133,318.78	16,000.00	92,750.00
05:LITTLE FALLS TWP	1,075,000.00	3,224,215.00	623,000.00	4,922,215.00	15,250.00	65,250.00
06:NORTH HALEDON BORO	834,336.00	1,604,479.92	255,600.00	2,694,415.92	13,500.00	58,500.00
07:PASSAIC CITY	2,500,000.00	24,191,837.00	414,721.00	27,106,558.00	51,500.00	46,500.00
08:PATERSON CITY	8,640,100.00	112,205,809.53	7,297,562.34	128,143,471.87	82,500.00	106,500.00
09:POMPTON LAKES BORO	961,000.00	2,027,171.64	380,000.00	3,368,171.64	13,250.00	63,500.00
10:PROSPECT PARK BORO	622,000.00	1,165,815.84	451,000.00	2,238,815.84	5,250.00	9,750.00
11:RINGWOOD BORO	1,268,000.00	2,581,337.21	508,000.00	4,357,337.21	8,000.00	75,000.00
12:TOTOWA BORO	2,220,000.00	3,194,513.00	500,000.00	5,914,513.00	29,000.00	70,750.00
13:WANAQUE BORO	955,000.00	2,259,441.22	370,000.00	3,584,441.22	16,000.00	84,250.00
14:WAYNE TWP	6,961,021.00	11,623,555.00	2,000,000.00	20,584,576.00	47,000.00	282,500.00
15:WEST MILFORD TWP	3,297,994.34	5,749,354.22	1,100,000.00	10,147,348.56	49,250.00	185,500.00
16:WOODLAND PARK BORO	1,900,000.00	2,091,281.46	435,000.00	4,426,281.46	18,000.00	78,500.00
PASSAIC	42,984,451.34	203,167,788.10	18,389,883.34	264,542,122.78	478,750.00	1,660,000.00

2018 ABSTRACT OF RATABLES FOR THE COUNTY OF PASSAIC

ADDENDUM TO ABSTRACT OF RATABLES -- ASSESSED VALUE OF PARTIAL EXEMPTIONS & ABATEMENTS (COLUMN 3)

	(1)	(2)	(3)	(4)	(5)	(6)	(7)	(8)	(9)
TAXING DISTRICTS	POLLUTION CONTROL	FIRE SUPPRESSION	FALLOUT SHELTER	WATER-SEWER FACILITY	RENEWABLE ENERGY	UEZ ABATEMENT	HOME IMPROVEMENT	MULTI-FAMILY DWELLING	CLASS 4 ABATEMENT
01:BLOOMINGDALE BORO	0	0	0	0	0	0	0	0	0
02:CLIFTON CITY	0	765,200	0	0	0	0	0	0	0
03:HALEDON BORO	0	0	0	0	0	0	0	0	0
04:HAWTHORNE BORO	0	0	0	0	0	0	0	0	0
05:LITTLE FALLS TWP	0	0	0	0	0	0	0	0	0
06:NORTH HALEDON BORO	0	0	0	0	0	0	0	0	0
07:PASSAIC CITY	0	0	0	0	0	0	0	0	0
08:PATERSON CITY	0	0	0	0	0	0	0	0	0
09:POMPTON LAKES BORO	0	0	0	0	0	0	0	0	0
10:PROSPECT PARK BORO	0	0	0	0	0	0	0	0	0
11:RINGWOOD BORO	0	0	0	0	0	0	0	0	0
12:TOTOWA BORO	0	289,900	0	0	0	0	0	0	0
13:WANAQUE BORO	0	0	0	0	0	0	0	0	0
14:WAYNE TWP	0	112,800	0	0	0	0	0	0	0
15:WEST MILFORD TWP	0	0	0	0	0	0	0	0	0
16:WOODLAND PARK BORO	0	262,600	0	0	0	0	0	0	0
PASSAIC	0	1,430,500	0	0	0	0	0	0	0

2018 ABSTRACT OF RATABLES FOR THE COUNTY OF PASSAIC

ADDENDUM -- EQUALIZED VALUE BASED ON IN LIEU OF TAXES (COL.108)

TAXING DISTRICTS	(1) C.12 PL 1977 IN LIEU OF TAX	(2) NJ HOUSING FINANCE AGENCY	(3) URBAN RENEWAL	(4) OTHER	(5) TOTAL
01:BLOOMINGDALE BORO	0	0	0	0	0
02:CLIFTON CITY	0	0	0	0	0
03:HALEDON BORO	0	0	0	0	0
04:HAWTHORNE BORO	0	0	0	0	0
05:LITTLE FALLS TWP	0	0	0	0	0
06:NORTH HALEDON BORO	0	0	0	0	0
07:PASSAIC CITY	0	0	0	0	0
08:PATERSON CITY	0	0	0	0	0
09:POMPTON LAKES BORO	0	0	0	0	0
10:PROSPECT PARK BORO	0	0	0	0	0
11:RINGWOOD BORO	0	0	0	0	0
12:TOTOWA BORO	0	0	0	0	0
13:WANAQUE BORO	0	0	0	0	0
14:WAYNE TWP	0	0	0	0	0
15:WEST MILFORD TWP	0	0	0	0	0
16:WOODLAND PARK BORO	0	0	0	0	0
PASSAIC	0	0	0	0	0

2018 ABSTRACT OF RATABLES FOR THE COUNTY OF PASSAIC

BREAKDOWN OF GENERAL TAX RATE

TAXING DISTRICTS	COUNTY TAX	LIBRARY TAX	HEALTH SERVICE TAX	COUNTY OPEN SPACE TAX	DISTRICT SCHOOL TAX	REGIONAL SCHOOL TAX	LOCAL SCHOOL TAX	MUNICIPAL PURPOSE TAX	MUNICIPAL OPEN SPACE TAX	MUNICIPAL LIBRARY TAX	GENERAL TAX RATE	EFFECTIVE TAX RATE
01:BLOOMINGDALE BORO	.856	.000	.000	.012	2.307	.000	.000	1.057	.025	.038	4.295	3.640
02:CLIFTON CITY	1.332	.000	.000	.019	2.526	.000	.000	1.486	.000	.060	5.423	2.942
03:HALEDON BORO	.783	.000	.000	.011	1.279	1.015	.000	1.496	.000	.036	4.620	4.235
04:HAWTHORNE BORO	1.418	.000	.000	.020	3.154	.000	.000	1.190	.000	.065	5.847	2.985
05:LITTLE FALLS TWP	.787	.000	.000	.011	.985	.490	.000	.846	.006	.035	3.160	2.910
06:NORTH HALEDON BORO	.828	.000	.000	.012	.922	.198	.000	.867	.000	.037	2.864	2.517
07:PASSAIC CITY	.863	.000	.000	.012	.561	.000	.000	2.123	.000	.039	3.598	3.012
08:PATERSON CITY	.814	.000	.000	.012	.722	.000	.000	2.742	.000	.036	4.326	3.767
09:POMPTON LAKES BORO	.705	.000	.000	.010	2.010	.000	.000	.838	.010	.032	3.605	3.718
10:PROSPECT PARK BORO	.831	.000	.000	.012	1.241	1.304	.000	1.737	.000	.000	5.125	4.487
11:RINGWOOD BORO	.820	.000	.000	.012	1.374	.733	.000	.791	.010	.000	3.740	3.308
12:TOTOWA BORO	.672	.000	.000	.010	.710	.438	.000	.522	.000	.031	2.383	2.517
13:WANAQUE BORO	.836	.000	.000	.012	1.348	.715	.000	.871	.010	.038	3.830	3.310
14:WAYNE TWP	1.375	.000	.000	.020	2.867	.000	.000	1.120	.020	.063	5.465	2.874
15:WEST MILFORD TWP *	.789	.000	.000	.011	2.021	.000	.000	.824	.005	.036	3.686 *	3.384
16:WOODLAND PARK BORO	.797	.000	.000	.012	.998	.532	.000	.777	.009	.036	3.161	2.884

* Excludes Garbage District Rate of \$ 0.066

2018 ABSTRACT OF RATABLES FOR THE COUNTY OF PASSAIC

TAXING DISTRICT	ADDENDUM: STATE AID ADJUSTMENT FOR BPP			ADDENDUM: REAP DISTRIBUTION SUMMARY		
	COUNTY	SCHOOL	MUNICIPAL	ELIGIBLE PROPERTY ASSESSMENTS	R.E.A.P. AID	TAX RATE CREDIT
01: BLOOMINGDALE BORO						
02: CLIFTON CITY						
03: HALEDON BORO						
04: HAWTHORNE BORO						
05: LITTLE FALLS TWP						
06: NORTH HALEDON BORO						
07: PASSAIC CITY						
08: PATERSON CITY						
09: POMPTON LAKES BORO						
10: PROSPECT PARK BORO						
11: RINGWOOD BORO						
12: TOTOWA BORO						
13: WANAQUE BORO						
14: WAYNE TWP						
15: WEST MILFORD TWP						
16: WOODLAND PARK BORO						
PASSAIC						

2018 ABSTRACT OF RATABLES FOR THE COUNTY OF PASSAIC


SPECIAL TAXING DISTRICTS

TAXING DISTRICT	SPECIAL TAXING DISTRICT	NUMBER OF RATABLES	RATABLE VALUE	BUDGET	SPECIAL DISTRICT RATE
15:WEST MILFORD TWP	GARBAGE DISTRICT: G01	11,642	2,741,062,700	1,791,290.00	.066


2018 ABSTRACT OF RATABLES FOR THE COUNTY OF PASSAIC

Total Amount of Miscellaneous Revenues (included Surplus Revenues Appropriated) for the Support of the County Budget	70,084,773.00
Rate per \$100 to be applied to Column 11 for apportionment of County Taxes72793338
Net County Taxes Apportioned (Column 12 A iii)	347,570,634.00
* Adjustments (Net Total (Column 12 A i))	3,449,010.87
* Net Overpayments are added to the Net Taxes Apportioned Net Underpayments are deducted from the Net Taxes Apportioned	
Rate per \$100 to be applied to Column 11 for apportionment of Library Taxes00000000
Rate per \$100 to be applied to Column 11 for apportionment of Health Taxes00000000
Rate per \$100 to be applied to Column 11 for apportionment of Open Space Taxes01011122
County Percentage Level of Taxable Value of Real Property is 100%	


PASSAIC COUNTY BOARD OF TAXATION




 Louis Batelli, President



 Vilmo Di Paolo, Commissioner



 Ernest Scheidemann, Commissioner

ATTEST: 
 Jay R. Schwartz, M.P.A., C.T.A., Tax Administrator

I hereby certify this to be a true copy of the Abstract of Ratables and Exemptions for the County of PASSAIC,
 State of New Jersey for the year 2018 as filed with me by the PASSAIC County Board of Taxation

PASSAIC COUNTY 2018 RATABLE SUMMARY

MUNICIPALITY	CLASS 1	CLASS 2	CLASS 3A	CLASS 3B	CLASS 4A	CLASS 4B	CLASS 4C	PUB. UTIL.	TOTAL
BLOOMINGDALE BORO	25,100,600	624,254,100	1,823,200	91,300	52,509,500	5,200,100	22,160,300	0	731,139,100
CLIPTON CITY	46,380,900	3,800,876,300	292,100	12,400	797,052,600	517,323,300	140,540,900	7,000,090	5,309,478,590
HALEDON BORO	5,317,400	389,470,900	0	0	70,293,400	21,397,700	22,094,900	0	508,574,300
HAWTHORNE BORO	9,134,500	995,479,600	0	0	114,876,100	75,653,900	25,619,400	513	1,220,764,013
LITTLE FALLS TWP	29,477,900	1,063,941,800	0	0	247,834,300	44,985,800	106,501,600	4,515,700	1,497,257,100
NORTH HALEDON BORO	9,117,000	1,112,084,200	571,100	11,100	56,562,300	4,584,600	0	880	1,182,931,180
PASSAIC CITY	10,254,700	1,725,157,500	0	0	694,155,900	173,167,000	380,967,100	15,213,200	2,998,915,400
PATERSON CITY	49,902,500	3,344,183,900	0	0	1,496,143,100	472,115,200	437,818,000	13,181,928	5,813,344,628
POMPTON LAKES BORO	3,961,100	1,022,664,900	0	0	126,669,100	37,418,100	25,978,200	0	1,216,691,400
PROSPECT PARK BORO	6,962,800	228,551,700	0	0	21,770,300	5,589,700	0	145,000	263,019,500
RINGWOOD BORO	65,690,800	1,303,353,800	4,246,800	73,700	69,954,400	23,028,900	0	0	1,466,348,400
TOTOWA BORO	41,158,100	1,360,295,200	900,400	2,800	546,783,500	325,748,700	356,700	0	2,275,245,400
WANAQUE BORO	32,301,800	992,489,900	805,300	7,700	70,933,700	19,349,700	3,438,100	0	1,119,326,200
WAYNE TWP	49,040,400	3,789,068,600	1,405,200	94,200	1,107,399,700	213,722,000	87,685,600	0	5,248,415,700
WEST MILFORD TWP	69,741,300	2,386,624,000	49,136,900	570,800	191,330,900	42,015,100	1,643,600	100	2,741,062,700
WOODLAND PARK BORO	16,391,500	1,257,732,600	0	1,800	296,629,900	53,255,700	60,148,600	1,109,824	1,685,269,924
COUNTY TOTALS	469,933,300	25,396,229,000	59,181,000	865,800	5,960,898,700	2,034,555,500	1,314,953,000	41,167,235	35,277,783,535

PASSAIC COUNTY 2018 LINE ITEM BREAKDOWN

MUNICIPALITY	1	2	3A	3B	4A	4B	4C	5	6	15A	15B	15C	15D	15E	15F	TOTAL
01 BLOOMINGDALE BORO	90	2,450	6	14	106	3	7	4	0	3	0	51	6	0	19	2,759
02 CLIFTON CITY	197	21,374	1	1	1,104	425	118	38	1	30	14	180	97	10	93	23,683
03 HALEDON BORO	97	1,692	0	0	145	24	10	0	0	9	1	33	11	0	14	2,036
04 HAWTHORNE BORO	112	5,463	0	0	273	117	20	1	2	7	1	90	23	2	25	6,136
05 LITTLE FALLS TWP	171	3,469	0	0	198	36	11	0	2	14	0	246	17	0	23	4,187
06 NORTH HALEDON BORO	54	2,936	1	1	87	4	0	0	1	5	3	29	16	0	25	3,162
07 PASSAIC CITY	179	6,331	0	0	1,206	116	415	13	1	52	11	157	161	0	61	8,703
08 PATERSON CITY	975	17,888	0	0	3,656	493	526	42	1	131	12	531	609	2	312	25,178
09 POMPTON LAKES BORO	46	3,666	0	0	162	10	8	2	1	3	0	170	25	0	38	4,131
10 PROSPECT PARK BORO	20	1,081	0	0	63	2	0	0	2	1	2	10	7	0	3	1,191
11 RINGWOOD BORO	229	4,316	9	33	58	25	0	0	1	10	1	118	13	2	41	4,856
12 TOTOWA BORO	74	3,433	1	1	233	77	1	9	0	2	0	65	6	9	18	3,929
13 WANAQUE BORO	222	4,318	1	4	105	18	4	0	0	6	0	132	19	4	31	4,864
14 WAYNE TWP	440	16,485	6	10	600	87	9	7	1	19	13	654	77	2	54	18,464
15 WEST MILFORD TWP	1,098	9,853	124	256	278	29	2	0	2	24	0	399	32	8	143	12,248
16 WOODLAND PARK BORO	65	3,643	0	1	226	29	7	0	1	5	0	72	10	4	30	4,093
** COUNTY TOTALS	4,069	108,398	149	321	8,500	1,495	1,138	116	16	321	58	2,937	1,129	43	930	129,620

CLASS 1: VACANT CLASS 2: RESIDENTIAL CLASS 3A: REGULAR FARM CLASS 3B: QUALIFIED FARM CLASS 4A: COMMERCIAL
 CLASS 4B: INDUSTRIAL CLASS 4C: APARTMENTS CLASS 5: RAILROADS CLASS 6: PERS. PROPERTY CLASS 15A: PUBLIC SCHOOL
 CLASS 15B: OTHER SCHCOL CLASS 15C: PUBLIC PROP. CLASS 15D: CHURCH & CHAR. CLASS 15E: CEMETERIES CLASS 15F: OTHER

PASSAIC COUNTY 2018 TAX LEVY APPORTIONMENT ANALYSIS

MUNICIPALITY	TOTAL TAX LEVY	COUNTY TAX LEVY		MUNICIPAL TAX LEVY		SCHOOL TAX LEVY		COUNTY LIBRARY TAX		COUNTY OPEN SPACE TAX	
		COUNTY TAXES APPORTIONED	% OF TOTAL LEVY	TOTAL MUNICIPAL TAX LEVY	% OF TOTAL LEVY	TOTAL SCHOOL TAX LEVY	% OF TOTAL LEVY	TOTAL LIBRARY TAX LEVY	% OF TOTAL LEVY	TOTAL OPEN SPACE TAX LEVY	% OF TOTAL LEVY
01 BLOOMINGDALE BORO	\$31,397,979.60	\$6,258,488.16	19.93%	\$8,187,655.00	26.08%	\$16,864,920.00	53.71%	\$.00	.00%	\$86,916.44	.28%
02 CLIFTON CITY	\$287,910,568.88	\$70,720,217.40	24.56%	\$82,127,694.00	28.53%	\$134,081,082.00	46.57%	\$.00	.00%	\$981,575.48	.34%
03 HALEDON BORO	\$23,493,855.33	\$3,981,501.45	16.95%	\$7,796,137.45	33.18%	\$11,660,942.00	49.63%	\$.00	.00%	\$55,274.43	.24%
04 HAWTHORNE BORO	\$71,376,531.36	\$17,300,412.17	24.24%	\$15,321,629.00	21.47%	\$38,514,414.00	53.96%	\$.00	.00%	\$240,076.19	.34%
05 LITTLE FALLS TWP	\$47,301,012.02	\$11,779,581.79	24.90%	\$13,276,894.00	28.07%	\$22,081,018.00	46.68%	\$.00	.00%	\$163,518.23	.35%
06 NORTH HALEDON BORO	\$33,870,975.18	\$9,793,134.26	28.91%	\$10,705,034.00	31.61%	\$13,236,781.00	39.08%	\$.00	.00%	\$136,025.92	.40%
07 PASSAIC CITY	\$107,888,599.10	\$25,865,170.19	23.97%	\$64,845,815.00	60.10%	\$16,818,577.00	15.59%	\$.00	.00%	\$359,036.91	.33%
08 PATERSON CITY	\$251,460,151.44	\$47,293,645.03	18.81%	\$161,550,563.65	64.24%	\$41,961,814.00	16.69%	\$.00	.00%	\$654,128.76	.26%
09 POMPTON LAKES BORO	\$43,853,764.79	\$8,567,634.23	19.54%	\$10,712,002.50	24.43%	\$24,455,130.00	55.77%	\$.00	.00%	\$118,998.06	.27%
10 PROSPECT PARK BORO	\$13,477,912.83	\$2,183,097.15	16.20%	\$4,569,222.00	33.90%	\$6,695,271.00	49.68%	\$.00	.00%	\$30,322.68	.22%
11 RINGWOOD BORO	\$54,837,811.09	\$12,011,340.42	21.90%	\$11,753,918.00	21.43%	\$30,905,788.00	56.36%	\$.00	.00%	\$166,764.67	.30%
12 TOTOWA BORO	\$54,210,730.66	\$15,284,327.88	28.19%	\$12,612,312.00	23.27%	\$26,102,362.00	48.15%	\$.00	.00%	\$211,728.78	.39%
13 WANAQUE BORO	\$42,861,853.79	\$9,347,382.45	21.81%	\$10,297,367.70	24.02%	\$23,087,322.00	53.86%	\$.00	.00%	\$129,781.64	.30%
14 WAYNE TWP	\$286,779,824.30	\$72,126,952.32	25.15%	\$63,201,950.00	22.04%	\$150,449,792.00	52.46%	\$.00	.00%	\$1,001,129.98	.35%
15 WEST MILFORD TWP	\$101,015,582.00	\$21,626,228.89	21.41%	\$23,713,024.00	23.47%	\$55,376,021.00	54.82%	\$.00	.00%	\$300,308.11	.30%
16 WOODLAND PARK BORO	\$53,257,019.63	\$13,431,520.21	25.22%	\$13,866,493.00	26.04%	\$25,772,453.00	48.39%	\$.00	.00%	\$186,553.42	.35%
** COUNTY TOTAL	\$1,504,994,172.00	\$347,570,634.00	23.09%	\$514,537,711.30	34.19%	\$638,063,687.00	42.40%	\$.00	.00%	\$4,822,139.70	.32%

PASSAIC COUNTY 2018 RATABLE SUMMARY

MUNICIPALITY	CLASS 1	CLASS 2	CLASS 3A	CLASS 3B	CLASS 4A	CLASS 4B	CLASS 4C	PUB. UTIL.	TOTAL
BLOOMINGDALE BORO	25,100,600	624,254,100	1,823,200	91,300	52,509,500	5,200,100	22,160,300	0	731,139,100
CLIFTON CITY	46,380,900	3,800,876,300	292,100	12,400	797,052,600	517,323,300	140,540,900	7,000,090	5,309,478,590
HALEDON BORO	5,317,400	389,470,900	0	0	70,293,400	21,397,700	22,094,900	0	508,574,300
HAWTHORNE BORO	9,134,500	995,479,600	0	0	114,876,100	75,653,900	25,619,400	513	1,220,764,013
LITTLE FALLS TWP	29,477,900	1,063,941,800	0	0	247,834,300	44,985,800	106,501,600	4,515,700	1,497,257,100
NORTH HALEDON BORO	9,117,000	1,112,084,200	571,100	11,100	56,562,300	4,584,600	0	880	1,182,931,180
PASSAIC CITY	10,254,700	1,725,157,500	0	0	694,155,900	173,167,000	380,967,100	15,213,200	2,998,915,400
PATERSON CITY	49,902,500	3,344,183,900	0	0	1,496,143,100	472,115,200	437,818,000	13,181,928	5,813,344,628
POMPTON LAKES BORO	3,961,100	1,022,664,900	0	0	126,669,100	37,418,100	25,978,200	0	1,216,691,400
PROSPECT PARK BORO	6,962,800	228,551,700	0	0	21,770,300	5,589,700	0	145,000	263,019,500
RINGWOOD BORO	65,690,800	1,303,353,800	4,246,800	73,700	69,954,400	23,028,900	0	0	1,466,348,400
TOTOWA BORO	41,158,100	1,360,295,200	900,400	2,800	546,783,500	325,748,700	356,700	0	2,275,245,400
WANAQUE BORO	32,301,800	992,489,900	805,300	7,700	70,933,700	19,349,700	3,438,100	0	1,119,326,200
WAYNE TWP	49,040,400	3,789,068,600	1,405,200	94,200	1,107,399,700	213,722,000	87,685,600	0	5,248,415,700
WEST MILFORD TWP	69,741,300	2,386,624,000	49,136,900	570,800	191,330,900	42,015,100	1,643,600	100	2,741,062,700
WOODLAND PARK BORO	16,391,500	1,257,732,600	0	1,800	296,629,900	53,255,700	60,148,600	1,109,824	1,685,269,924
COUNTY TOTALS	469,933,300	25,396,229,000	59,181,000	865,800	5,960,898,700	2,034,555,500	1,314,953,000	41,167,235	35,277,783,535

TAX YEAR: 2018

TAXING DISTRICT: BLOOMINGDALE BORO PASSAIC COUNTY

TAXABLE VALUE: 731,139,100

COUNTY EQUALIZATION RATIO: 86.08

EQUALIZED VALUE: 862,528,807

TAX RATE PER \$100: 4.295

EFFECTIVE TAX RATE: 3.640

APPORTIONMENT OF TAXES

	AMOUNT	RATE PER \$100.
COUNTY TAXES	\$6,258,488.16	.85599145
COUNTY LIBRARY TAX	\$.00	.00000000
COUNTY HEALTH TAX	\$.00	.00000000
COUNTY OPEN SPACE TAX	\$86,916.44	.01188781
DISTRICT SCHOOL TAX	\$16,864,920.00	2.30666367
REGIONAL SCHOOL TAX	\$.00	.00000000
REGIONAL SCHOOL TAX	\$.00	.00000000
LOCAL SCHOOL TAX	\$.00	.00000000
MUNICIPAL PURPOSE TAX	\$7,721,455.00	1.05608563
MUNICIPAL OPEN SPACE TAX	\$182,785.00	.02500003
MUNICIPAL LIBRARY TAX	\$283,415.00	.03876349
TOTAL TAX LEVY & RATE	\$31,397,979.60	4.29439208
MISC. & SURPLUS REVENUES	\$3,314,297.31	

NET VALUATION & CLASS BREAKDOWN

	VALUE	LINE ITEMS
CLASS 1 (VACANT LAND)	25,100,600	90
CLASS 2 (RESIDENTIAL)	624,254,100	2,450
CLASS 3A (REGULAR FARM)	1,823,200	6
CLASS 3B (QUALIFIED FARM)	91,300	14
CLASS 4A (COMMERCIAL)	52,509,500	106
CLASS 4B (INDUSTRIAL)	5,200,100	3
CLASS 4C (APARTMENTS)	22,160,300	7
SUB-TOTAL	731,139,100	2,676
CLASS 6 (MESSENGER SYSTEMS)	0	0
TOTAL TAXABLE VALUE	731,139,100	

DEDUCTIONS ALLOWED

	AMOUNT	COUNT
VETERANS	\$33,000	132
WIDOWS OF VETERANS	\$13,750	55
SENIOR CITIZENS	\$7,500	30
DISABLED PERSONS	\$500	2
SURVIVING SPOUSE	\$500	2
TOTAL DEDUCTIONS ALLOWED	\$55,250	221

EXEMPT FROM TAXATION

	VALUE	LINE ITEMS
15A (PUBLIC SCHOOLS)	13,011,800	3
15B (OTHER SCHOOLS)	0	0
15C (PUBLIC PROPERTY)	22,913,200	51
15D (PUBLIC PROPERTY)	10,239,700	6
15E (PUBLIC PROPERTY)	0	0
15F (OTHER EXEMPT)	20,805,700	19
TOTAL EXEMPT PROPERTY	66,970,400	79

MAILING ADDRESS:

ASSESSOR:

COLLECTOR:

TAX YEAR: 2018

TAXING DISTRICT: CLIFTON CITY PASSAIC COUNTY

TAXABLE VALUE: 5,309,478,590

COUNTY EQUALIZATION RATIO: 54.93

EQUALIZED VALUE: 9,786,938,176

TAX RATE PER \$100: 5.423

EFFECTIVE TAX RATE: 2.942

APPORTIONMENT OF TAXES

	AMOUNT	RATE PER \$100.
COUNTY TAXES	\$70,720,217.40	1.33196163
COUNTY LIBRARY TAX	\$.00	.00000000
COUNTY HEALTH TAX	\$.00	.00000000
COUNTY OPEN SPACE TAX	\$981,575.48	.01848723
DISTRICT SCHOOL TAX	\$134,081,082.00	2.52531543
REGIONAL SCHOOL TAX	\$.00	.00000000
REGIONAL SCHOOL TAX	\$.00	.00000000
LOCAL SCHOOL TAX	\$.00	.00000000
MUNICIPAL PURPOSE TAX	\$78,913,669.00	1.48627907
MUNICIPAL OPEN SPACE TAX	\$.00	.00000000
MUNICIPAL LIBRARY TAX	\$3,214,025.00	.06053372
TOTAL TAX LEVY & RATE	\$287,910,568.88	5.42257708
MISC. & SURPLUS REVENUES	\$31,829,043.00	

NET VALUATION & CLASS BREAKDOWN

	VALUE	LINE ITEMS
CLASS 1 (VACANT LAND)	46,380,900	197
CLASS 2 (RESIDENTIAL)	3,800,876,300	21,374
CLASS 3A (REGULAR FARM)	292,100	1
CLASS 3B (QUALIFIED FARM)	12,400	1
CLASS 4A (COMMERCIAL)	797,052,600	1,104
CLASS 4B (INDUSTRIAL)	517,323,300	425
CLASS 4C (APARTMENTS)	140,540,900	118
SUB-TOTAL	5,302,478,500	23,220
CLASS 6 (MESSENGER SYSTEMS)	7,000,090	1
TOTAL TAXABLE VALUE	5,309,478,590	

DEDUCTIONS ALLOWED

	AMOUNT	COUNT
VETERANS	\$252,000	1,008
WIDOWS OF VETERANS	\$118,750	475
SENIOR CITIZENS	\$88,500	354
DISABLED PERSONS	\$6,500	26
SURVIVING SPOUSE	\$500	2
TOTAL DEDUCTIONS ALLOWED	\$466,250	1,865

EXEMPT FROM TAXATION

	VALUE	LINE ITEMS
15A (PUBLIC SCHOOLS)	144,580,800	30
15B (OTHER SCHOOLS)	23,797,300	14
15C (PUBLIC PROPERTY)	124,874,300	180
15D (PUBLIC PROPERTY)	131,507,400	97
15E (PUBLIC PROPERTY)	48,475,900	10
15F (OTHER EXEMPT)	86,664,100	93
TOTAL EXEMPT PROPERTY	559,899,800	424

MAILING ADDRESS:

ASSESSOR:

COLLECTOR:

TAX YEAR: 2018

TAXING DISTRICT: HALEDON BORO PASSAIC COUNTY

TAXABLE VALUE: 508,574,300

COUNTY EQUALIZATION RATIO: 91.96

EQUALIZED VALUE: 554,816,917

TAX RATE PER \$100: 4.620

EFFECTIVE TAX RATE: 4.235

APPORTIONMENT OF TAXES

	AMOUNT	RATE PER \$100.
COUNTY TAXES	\$3,981,501.45	.78287508
COUNTY LIBRARY TAX	\$.00	.00000000
COUNTY HEALTH TAX	\$.00	.00000000
COUNTY OPEN SPACE TAX	\$55,274.43	.01086851
DISTRICT SCHOOL TAX	\$6,499,917.00	1.27806635
REGIONAL SCHOOL TAX	\$5,161,025.00	1.01480256
REGIONAL SCHOOL TAX	\$5,161,025.00	1.01480256
LOCAL SCHOOL TAX	\$.00	.00000000
MUNICIPAL PURPOSE TAX	\$7,611,196.45	1.49657512
MUNICIPAL OPEN SPACE TAX	\$.00	.00000000
MUNICIPAL LIBRARY TAX	\$184,941.00	.03636460
TOTAL TAX LEVY & RATE	\$23,493,855.33	4.61955222
MISC. & SURPLUS REVENUES	\$2,777,317.97	

NET VALUATION & CLASS BREAKDOWN

	VALUE	LINE ITEMS
CLASS 1 (VACANT LAND)	5,317,400	97
CLASS 2 (RESIDENTIAL)	389,470,900	1,692
CLASS 3A (REGULAR FARM)	0	0
CLASS 3B (QUALIFIED FARM)	0	0
CLASS 4A (COMMERCIAL)	70,293,400	145
CLASS 4B (INDUSTRIAL)	21,397,700	24
CLASS 4C (APARTMENTS)	22,094,900	10
SUB-TOTAL	508,574,300	1,968
CLASS 6 (MESSENGER SYSTEMS)	0	0
TOTAL TAXABLE VALUE	508,574,300	

DEDUCTIONS ALLOWED

	AMOUNT	COUNT
VETERANS	\$20,000	80
WIDOWS OF VETERANS	\$3,250	13
SENIOR CITIZENS	\$8,500	34
DISABLED PERSONS	\$1,000	4
SURVIVING SPOUSE	\$750	3
TOTAL DEDUCTIONS ALLOWED	\$33,500	134

EXEMPT FROM TAXATION

	VALUE	LINE ITEMS
15A (PUBLIC SCHOOLS)	46,236,500	9
15B (OTHER SCHOOLS)	2,449,000	1
15C (PUBLIC PROPERTY)	26,660,000	33
15D (PUBLIC PROPERTY)	21,365,700	11
15E (PUBLIC PROPERTY)	0	0
15F (OTHER EXEMPT)	3,656,100	14
TOTAL EXEMPT PROPERTY	100,367,300	68

MAILING ADDRESS:

ASSESSOR:

COLLECTOR:

TAX YEAR: 2018

TAXING DISTRICT: HAWTHORNE BORO PASSAIC COUNTY

TAXABLE VALUE: 1,220,764,013

COUNTY EQUALIZATION RATIO: 51.26

EQUALIZED VALUE: 2,390,851,332

TAX RATE PER \$100: 5.847

EFFECTIVE TAX RATE: 2.985

APPORTIONMENT OF TAXES

	AMOUNT	RATE PER \$100.
COUNTY TAXES	\$17,300,412.17	1.41717908
COUNTY LIBRARY TAX	\$.00	.00000000
COUNTY HEALTH TAX	\$.00	.00000000
COUNTY OPEN SPACE TAX	\$240,076.19	.01966606
DISTRICT SCHOOL TAX	\$38,514,414.00	3.15494343
REGIONAL SCHOOL TAX	\$.00	.00000000
REGIONAL SCHOOL TAX	\$.00	.00000000
LOCAL SCHOOL TAX	\$.00	.00000000
MUNICIPAL PURPOSE TAX	\$14,527,995.12	1.19007400
MUNICIPAL OPEN SPACE TAX	\$.00	.00000000
MUNICIPAL LIBRARY TAX	\$793,633.88	.06501124
TOTAL TAX LEVY & RATE	\$71,376,531.36	5.84687381
MISC. & SURPLUS REVENUES	\$9,133,318.78	

NET VALUATION & CLASS BREAKDOWN

	VALUE	LINE ITEMS
CLASS 1 (VACANT LAND)	9,134,500	112
CLASS 2 (RESIDENTIAL)	995,479,600	5,463
CLASS 3A (REGULAR FARM)	0	0
CLASS 3B (QUALIFIED FARM)	0	0
CLASS 4A (COMMERCIAL)	114,876,100	273
CLASS 4B (INDUSTRIAL)	75,653,900	117
CLASS 4C (APARTMENTS)	25,619,400	20
SUB-TOTAL	1,220,763,500	5,985
CLASS 6 (MESSENGER SYSTEMS)	513	2
TOTAL TAXABLE VALUE	1,220,764,013	

DEDUCTIONS ALLOWED

	AMOUNT	COUNT
VETERANS	\$65,250	261
WIDOWS OF VETERANS	\$27,500	110
SENIOR CITIZENS	\$15,250	61
DISABLED PERSONS	\$750	3
SURVIVING SPOUSE	\$0	0
TOTAL DEDUCTIONS ALLOWED	\$108,750	435

EXEMPT FROM TAXATION

	VALUE	LINE ITEMS
15A (PUBLIC SCHOOLS)	25,652,000	7
15B (OTHER SCHOOLS)	1,370,000	1
15C (PUBLIC PROPERTY)	54,155,700	90
15D (PUBLIC PROPERTY)	18,025,900	23
15E (PUBLIC PROPERTY)	136,400	2
15F (OTHER EXEMPT)	6,073,800	25
TOTAL EXEMPT PROPERTY	105,413,800	148

MAILING ADDRESS:

ASSESSOR:

COLLECTOR:

TAX YEAR: 2018

TAXING DISTRICT: LITTLE FALLS TWP PASSAIC COUNTY

TAXABLE VALUE: 1,497,257,100

COUNTY EQUALIZATION RATIO: 92.51

EQUALIZED VALUE: 1,625,631,202

TAX RATE PER \$100: 3.160

EFFECTIVE TAX RATE: 2.910

APPORTIONMENT OF TAXES

	AMOUNT	RATE PER \$100.
COUNTY TAXES	\$11,779,581.79	.78674409
COUNTY LIBRARY TAX	\$.00	.00000000
COUNTY HEALTH TAX	\$.00	.00000000
COUNTY OPEN SPACE TAX	\$163,518.23	.01092119
DISTRICT SCHOOL TAX	\$14,744,522.00	.98476888
REGIONAL SCHOOL TAX	\$7,336,496.00	.48999574
REGIONAL SCHOOL TAX	\$7,336,496.00	.48999574
LOCAL SCHOOL TAX	\$.00	.00000000
MUNICIPAL PURPOSE TAX	\$12,665,640.00	.84592285
MUNICIPAL OPEN SPACE TAX	\$74,863.00	.00500001
MUNICIPAL LIBRARY TAX	\$536,391.00	.03582491
TOTAL TAX LEVY & RATE	\$47,301,012.02	3.15917767
MISC. & SURPLUS REVENUES	\$4,922,215.00	

NET VALUATION & CLASS BREAKDOWN

	VALUE	LINE ITEMS
CLASS 1 (VACANT LAND)	29,477,900	171
CLASS 2 (RESIDENTIAL)	1,063,941,800	3,469
CLASS 3A (REGULAR FARM)	0	0
CLASS 3B (QUALIFIED FARM)	0	0
CLASS 4A (COMMERCIAL)	247,834,300	198
CLASS 4B (INDUSTRIAL)	44,985,800	36
CLASS 4C (APARTMENTS)	106,501,600	11
SUB-TOTAL	1,492,741,400	3,885
CLASS 6 (MESSENGER SYSTEMS)	4,515,700	2
TOTAL TAXABLE VALUE	1,497,257,100	

DEDUCTIONS ALLOWED

	AMOUNT	COUNT
VETERANS	\$45,250	181
WIDOWS OF VETERANS	\$20,000	80
SENIOR CITIZENS	\$14,250	57
DISABLED PERSONS	\$750	3
SURVIVING SPOUSE	\$250	1
TOTAL DEDUCTIONS ALLOWED	\$80,500	322

EXEMPT FROM TAXATION

	VALUE	LINE ITEMS
15A (PUBLIC SCHOOLS)	36,103,500	14
15B (OTHER SCHOOLS)	0	0
15C (PUBLIC PROPERTY)	308,220,700	246
15D (PUBLIC PROPERTY)	17,576,600	17
15E (PUBLIC PROPERTY)	0	0
15F (OTHER EXEMPT)	8,616,700	23
TOTAL EXEMPT PROPERTY	370,517,500	300

MAILING ADDRESS:

ASSESSOR:

COLLECTOR:

TAX YEAR: 2018

TAXING DISTRICT: NORTH HALEDON BORO PASSAIC COUNTY

TAXABLE VALUE: 1,182,931,180

COUNTY EQUALIZATION RATIO: 88.00

EQUALIZED VALUE: 1,345,819,792

TAX RATE PER \$100: 2.864

EFFECTIVE TAX RATE: 2.517

APPORTIONMENT OF TAXES

	AMOUNT	RATE PER \$100.
COUNTY TAXES	\$9,793,134.26	.82787016
COUNTY LIBRARY TAX	\$.00	.00000000
COUNTY HEALTH TAX	\$.00	.00000000
COUNTY OPEN SPACE TAX	\$136,025.92	.01149906
DISTRICT SCHOOL TAX	\$10,903,803.00	.92176140
REGIONAL SCHOOL TAX	\$2,332,978.00	.19722010
REGIONAL SCHOOL TAX	\$2,332,978.00	.19722010
LOCAL SCHOOL TAX	\$.00	.00000000
MUNICIPAL PURPOSE TAX	\$10,257,861.00	.86715619
MUNICIPAL OPEN SPACE TAX	\$.00	.00000000
MUNICIPAL LIBRARY TAX	\$447,173.00	.03780211
TOTAL TAX LEVY & RATE	\$33,870,975.18	2.86330902
MISC. & SURPLUS REVENUES	\$2,694,415.92	

NET VALUATION & CLASS BREAKDOWN

	VALUE	LINE ITEMS
CLASS 1 (VACANT LAND)	9,117,000	54
CLASS 2 (RESIDENTIAL)	1,112,084,200	2,936
CLASS 3A (REGULAR FARM)	571,100	1
CLASS 3B (QUALIFIED FARM)	11,100	1
CLASS 4A (COMMERCIAL)	56,562,300	87
CLASS 4B (INDUSTRIAL)	4,584,600	4
CLASS 4C (APARTMENTS)	0	0
SUB-TOTAL	1,182,930,300	3,083
CLASS 6 (MESSENGER SYSTEMS)	880	1
TOTAL TAXABLE VALUE	1,182,931,180	

DEDUCTIONS ALLOWED

	AMOUNT	COUNT
VETERANS	\$47,500	190
WIDOWS OF VETERANS	\$11,000	44
SENIOR CITIZENS	\$12,750	51
DISABLED PERSONS	\$750	3
SURVIVING SPOUSE	\$0	0
TOTAL DEDUCTIONS ALLOWED	\$72,000	288

EXEMPT FROM TAXATION

	VALUE	LINE ITEMS
15A (PUBLIC SCHOOLS)	58,420,600	5
15B (OTHER SCHOOLS)	35,547,000	3
15C (PUBLIC PROPERTY)	24,877,500	29
15D (PUBLIC PROPERTY)	38,510,800	16
15E (PUBLIC PROPERTY)	0	0
15F (OTHER EXEMPT)	6,880,600	25
TOTAL EXEMPT PROPERTY	164,236,500	78

MAILING ADDRESS:

ASSESSOR:

COLLECTOR:

TAX YEAR: 2018

TAXING DISTRICT: PASSAIC CITY PASSAIC COUNTY

TAXABLE VALUE: 2,998,915,400

COUNTY EQUALIZATION RATIO: 86.07

EQUALIZED VALUE: 3,582,302,080

TAX RATE PER \$100: 3.598

EFFECTIVE TAX RATE: 3.012

APPORTIONMENT OF TAXES

	AMOUNT	RATE PER \$100.
COUNTY TAXES	\$25,865,170.19	.86248416
COUNTY LIBRARY TAX	\$.00	.00000000
COUNTY HEALTH TAX	\$.00	.00000000
COUNTY OPEN SPACE TAX	\$359,036.91	.01197223
DISTRICT SCHOOL TAX	\$16,818,577.00	.56082199
REGIONAL SCHOOL TAX	\$.00	.00000000
REGIONAL SCHOOL TAX	\$.00	.00000000
LOCAL SCHOOL TAX	\$.00	.00000000
MUNICIPAL PURPOSE TAX	\$63,674,696.00	2.12325750
MUNICIPAL OPEN SPACE TAX	\$.00	.00000000
MUNICIPAL LIBRARY TAX	\$1,171,119.00	.03905142
TOTAL TAX LEVY & RATE	\$107,888,599.10	3.59758730
MISC. & SURPLUS REVENUES	\$27,106,558.00	

NET VALUATION & CLASS BREAKDOWN

	VALUE	LINE ITEMS
CLASS 1 (VACANT LAND)	10,254,700	179
CLASS 2 (RESIDENTIAL)	1,725,157,500	6,331
CLASS 3A (REGULAR FARM)	0	0
CLASS 3B (QUALIFIED FARM)	0	0
CLASS 4A (COMMERCIAL)	694,155,900	1,206
CLASS 4B (INDUSTRIAL)	173,167,000	116
CLASS 4C (APARTMENTS)	380,967,100	415
SUB-TOTAL	2,983,702,200	8,247
CLASS 6 (MESSENGER SYSTEMS)	15,213,200	1
TOTAL TAXABLE VALUE	2,998,915,400	

DEDUCTIONS ALLOWED

	AMOUNT	COUNT
VETERANS	\$35,500	142
WIDOWS OF VETERANS	\$11,000	44
SENIOR CITIZENS	\$45,500	182
DISABLED PERSONS	\$5,250	21
SURVIVING SPOUSE	\$750	3
TOTAL DEDUCTIONS ALLOWED	\$98,000	392

EXEMPT FROM TAXATION

	VALUE	LINE ITEMS
15A (PUBLIC SCHOOLS)	164,479,600	52
15B (OTHER SCHOOLS)	48,449,000	11
15C (PUBLIC PROPERTY)	173,506,300	157
15D (PUBLIC PROPERTY)	145,471,500	161
15E (PUBLIC PROPERTY)	0	0
15F (OTHER EXEMPT)	99,478,300	61
TOTAL EXEMPT PROPERTY	631,384,700	442

MAILING ADDRESS:

ASSESSOR:

COLLECTOR:

TAX YEAR: 2018

TAXING DISTRICT: PATERSON CITY PASSAIC COUNTY

TAXABLE VALUE: 5,813,344,628

COUNTY EQUALIZATION RATIO: 88.89

EQUALIZED VALUE: 6,675,093,403

TAX RATE PER \$100: 4.326

EFFECTIVE TAX RATE: 3.767

APPORTIONMENT OF TAXES

	AMOUNT	RATE PER \$100.
COUNTY TAXES	\$47,293,645.03	.81353589
COUNTY LIBRARY TAX	\$.00	.00000000
COUNTY HEALTH TAX	\$.00	.00000000
COUNTY OPEN SPACE TAX	\$654,128.76	.01125219
DISTRICT SCHOOL TAX	\$41,961,814.00	.72181879
REGIONAL SCHOOL TAX	\$.00	.00000000
REGIONAL SCHOOL TAX	\$.00	.00000000
LOCAL SCHOOL TAX	\$.00	.00000000
MUNICIPAL PURPOSE TAX	\$159,411,821.58	2.74217050
MUNICIPAL OPEN SPACE TAX	\$.00	.00000000
MUNICIPAL LIBRARY TAX	\$2,138,742.07	.03679022
TOTAL TAX LEVY & RATE	\$251,460,151.44	4.32556759
MISC. & SURPLUS REVENUES	\$128,143,471.87	

NET VALUATION & CLASS BREAKDOWN

	VALUE	LINE ITEMS
CLASS 1 (VACANT LAND)	49,902,500	975
CLASS 2 (RESIDENTIAL)	3,344,183,900	17,888
CLASS 3A (REGULAR FARM)	0	0
CLASS 3B (QUALIFIED FARM)	0	0
CLASS 4A (COMMERCIAL)	1,496,143,100	3,656
CLASS 4B (INDUSTRIAL)	472,115,200	493
CLASS 4C (APARTMENTS)	437,818,000	526
SUB-TOTAL	5,800,162,700	23,538
CLASS 6 (MESSENGER SYSTEMS)	13,181,928	1
TOTAL TAXABLE VALUE	5,813,344,628	

DEDUCTIONS ALLOWED

	AMOUNT	COUNT
VETERANS	\$84,750	339
WIDOWS OF VETERANS	\$21,750	87
SENIOR CITIZENS	\$75,250	301
DISABLED PERSONS	\$6,500	26
SURVIVING SPOUSE	\$750	3
TOTAL DEDUCTIONS ALLOWED	\$189,000	756

EXEMPT FROM TAXATION

	VALUE	LINE ITEMS
15A (PUBLIC SCHOOLS)	433,350,200	131
15B (OTHER SCHOOLS)	16,663,700	12
15C (PUBLIC PROPERTY)	721,574,800	531
15D (PUBLIC PROPERTY)	337,662,200	609
15E (PUBLIC PROPERTY)	25,010,900	2
15F (OTHER EXEMPT)	212,963,300	312
TOTAL EXEMPT PROPERTY	1,747,225,100	1,597

MAILING ADDRESS:

ASSESSOR:

COLLECTOR:

TAX YEAR: 2018

TAXING DISTRICT: POMPTON LAKES BORO PASSAIC COUNTY

TAXABLE VALUE: 1,216,691,400

COUNTY EQUALIZATION RATIO: 103.80

EQUALIZED VALUE: 1,179,575,268

TAX RATE PER \$100: 3.605

EFFECTIVE TAX RATE: 3.718

APPORTIONMENT OF TAXES

	AMOUNT	RATE PER \$100.
COUNTY TAXES	\$8,567,634.23	.70417480
COUNTY LIBRARY TAX	\$.00	.00000000
COUNTY HEALTH TAX	\$.00	.00000000
COUNTY OPEN SPACE TAX	\$118,998.06	.00978046
DISTRICT SCHOOL TAX	\$24,455,130.00	2.00996982
REGIONAL SCHOOL TAX	\$.00	.00000000
REGIONAL SCHOOL TAX	\$.00	.00000000
LOCAL SCHOOL TAX	\$.00	.00000000
MUNICIPAL PURPOSE TAX	\$10,199,777.50	.83832083
MUNICIPAL OPEN SPACE TAX	\$121,696.00	.01000221
MUNICIPAL LIBRARY TAX	\$390,529.00	.03209762
TOTAL TAX LEVY & RATE	\$43,853,764.79	3.60434574
MISC. & SURPLUS REVENUES	\$3,368,171.64	

NET VALUATION & CLASS BREAKDOWN

	VALUE	LINE ITEMS
CLASS 1 (VACANT LAND)	3,961,100	46
CLASS 2 (RESIDENTIAL)	1,022,664,900	3,666
CLASS 3A (REGULAR FARM)	0	0
CLASS 3B (QUALIFIED FARM)	0	0
CLASS 4A (COMMERCIAL)	126,669,100	162
CLASS 4B (INDUSTRIAL)	37,418,100	10
CLASS 4C (APARTMENTS)	25,978,200	8
SUB-TOTAL	1,216,691,400	3,892
CLASS 6 (MESSENGER SYSTEMS)	0	1
TOTAL TAXABLE VALUE	1,216,691,400	

DEDUCTIONS ALLOWED

	AMOUNT	COUNT
VETERANS	\$57,000	228
WIDOWS OF VETERANS	\$6,500	26
SENIOR CITIZENS	\$11,500	46
DISABLED PERSONS	\$1,750	7
SURVIVING SPOUSE	\$0	0
TOTAL DEDUCTIONS ALLOWED	\$76,750	307

EXEMPT FROM TAXATION

	VALUE	LINE ITEMS
15A (PUBLIC SCHOOLS)	29,025,300	3
15B (OTHER SCHOOLS)	0	0
15C (PUBLIC PROPERTY)	43,987,400	170
15D (PUBLIC PROPERTY)	26,423,800	25
15E (PUBLIC PROPERTY)	0	0
15F (OTHER EXEMPT)	7,151,200	38
TOTAL EXEMPT PROPERTY	106,587,700	236

MAILING ADDRESS:

ASSESSOR:

COLLECTOR:

TAX YEAR: 2018

TAXING DISTRICT: PROSPECT PARK BORO PASSAIC COUNTY

TAXABLE VALUE: 263,019,500

COUNTY EQUALIZATION RATIO: 87.89

EQUALIZED VALUE: 300,355,505

TAX RATE PER \$100: 5.125

EFFECTIVE TAX RATE: 4.487

APPORTIONMENT OF TAXES

	AMOUNT	RATE PER \$100.
COUNTY TAXES	\$2,183,097.15	.83001342
COUNTY LIBRARY TAX	\$.00	.00000000
COUNTY HEALTH TAX	\$.00	.00000000
COUNTY OPEN SPACE TAX	\$30,322.68	.01152868
DISTRICT SCHOOL TAX	\$3,263,847.00	1.24091446
REGIONAL SCHOOL TAX	\$3,431,424.00	1.30462722
REGIONAL SCHOOL TAX	\$3,431,424.00	1.30462722
LOCAL SCHOOL TAX	\$.00	.00000000
MUNICIPAL PURPOSE TAX	\$4,569,222.00	1.73721796
MUNICIPAL OPEN SPACE TAX	\$.00	.00000000
MUNICIPAL LIBRARY TAX	\$.00	.00000000
TOTAL TAX LEVY & RATE	\$13,477,912.83	5.12430174
MISC. & SURPLUS REVENUES	\$2,238,815.84	

NET VALUATION & CLASS BREAKDOWN

	VALUE	LINE ITEMS
CLASS 1 (VACANT LAND)	6,962,800	20
CLASS 2 (RESIDENTIAL)	228,551,700	1,081
CLASS 3A (REGULAR FARM)	0	0
CLASS 3B (QUALIFIED FARM)	0	0
CLASS 4A (COMMERCIAL)	21,770,300	63
CLASS 4B (INDUSTRIAL)	5,589,700	2
CLASS 4C (APARTMENTS)	0	0
SUB-TOTAL	262,874,500	1,166
CLASS 6 (MESSENGER SYSTEMS)	145,000	2
TOTAL TAXABLE VALUE	263,019,500	

DEDUCTIONS ALLOWED

	AMOUNT	COUNT
VETERANS	\$8,250	33
WIDOWS OF VETERANS	\$1,500	6
SENIOR CITIZENS	\$4,500	18
DISABLED PERSONS	\$750	3
SURVIVING SPOUSE	\$0	0
TOTAL DEDUCTIONS ALLOWED	\$15,000	60

EXEMPT FROM TAXATION

	VALUE	LINE ITEMS
15A (PUBLIC SCHOOLS)	14,573,800	1
15B (OTHER SCHOOLS)	7,203,800	2
15C (PUBLIC PROPERTY)	5,723,700	10
15D (PUBLIC PROPERTY)	9,328,500	7
15E (PUBLIC PROPERTY)	0	0
15F (OTHER EXEMPT)	582,600	3
TOTAL EXEMPT PROPERTY	37,412,400	23

MAILING ADDRESS:

ASSESSOR:

COLLECTOR:

TAX YEAR: 2018

TAXING DISTRICT: RINGWOOD BORO PASSAIC COUNTY

TAXABLE VALUE: 1,466,348,400

COUNTY EQUALIZATION RATIO: 88.49

EQUALIZED VALUE: 1,657,689,641

TAX RATE PER \$100: 3.740

EFFECTIVE TAX RATE: 3.308

APPORTIONMENT OF TAXES

	AMOUNT	RATE PER \$100.
COUNTY TAXES	\$12,011,340.42	.81913278
COUNTY LIBRARY TAX	\$.00	.00000000
COUNTY HEALTH TAX	\$.00	.00000000
COUNTY OPEN SPACE TAX	\$166,764.67	.01137279
DISTRICT SCHOOL TAX	\$20,145,544.00	1.37385795
REGIONAL SCHOOL TAX	\$10,760,244.00	.73381224
REGIONAL SCHOOL TAX	\$10,760,244.00	.73381224
LOCAL SCHOOL TAX	\$.00	.00000000
MUNICIPAL PURPOSE TAX	\$11,607,283.00	.79157743
MUNICIPAL OPEN SPACE TAX	\$146,635.00	.01000001
MUNICIPAL LIBRARY TAX	\$.00	.00000000
TOTAL TAX LEVY & RATE	\$54,837,811.09	3.73975320
MISC. & SURPLUS REVENUES	\$4,357,337.21	

NET VALUATION & CLASS BREAKDOWN

	VALUE	LINE ITEMS
CLASS 1 (VACANT LAND)	65,690,800	229
CLASS 2 (RESIDENTIAL)	1,303,353,800	4,316
CLASS 3A (REGULAR FARM)	4,246,800	9
CLASS 3B (QUALIFIED FARM)	73,700	33
CLASS 4A (COMMERCIAL)	69,954,400	58
CLASS 4B (INDUSTRIAL)	23,028,900	25
CLASS 4C (APARTMENTS)	0	0
SUB-TOTAL	1,466,348,400	4,670
CLASS 6 (MESSENGER SYSTEMS)	0	1
TOTAL TAXABLE VALUE	1,466,348,400	

DEDUCTIONS ALLOWED

	AMOUNT	COUNT
VETERANS	\$59,250	237
WIDOWS OF VETERANS	\$15,750	63
SENIOR CITIZENS	\$6,000	24
DISABLED PERSONS	\$1,250	5
SURVIVING SPOUSE	\$750	3
TOTAL DEDUCTIONS ALLOWED	\$83,000	332

EXEMPT FROM TAXATION

	VALUE	LINE ITEMS
15A (PUBLIC SCHOOLS)	28,227,400	10
15B (OTHER SCHOOLS)	5,547,900	1
15C (PUBLIC PROPERTY)	83,616,800	118
15D (PUBLIC PROPERTY)	13,762,500	13
15E (PUBLIC PROPERTY)	9,300	2
15F (OTHER EXEMPT)	13,735,200	41
TOTAL EXEMPT PROPERTY	144,899,100	185

MAILING ADDRESS:

ASSESSOR:

COLLECTOR:

TAX YEAR: 2018

TAXING DISTRICT: TOTOWA BORO PASSAIC COUNTY

TAXABLE VALUE: 2,275,245,400

COUNTY EQUALIZATION RATIO: 106.18

EQUALIZED VALUE: 2,153,693,606

TAX RATE PER \$100: 2.383

EFFECTIVE TAX RATE: 2.517

APPORTIONMENT OF TAXES

	AMOUNT	RATE PER \$100.
COUNTY TAXES	\$15,284,327.88	.67176613
COUNTY LIBRARY TAX	\$.00	.00000000
COUNTY HEALTH TAX	\$.00	.00000000
COUNTY OPEN SPACE TAX	\$211,728.78	.00930576
DISTRICT SCHOOL TAX	\$16,136,458.00	.70921836
REGIONAL SCHOOL TAX	\$9,965,904.00	.43801447
REGIONAL SCHOOL TAX	\$9,965,904.00	.43801447
LOCAL SCHOOL TAX	\$.00	.00000000
MUNICIPAL PURPOSE TAX	\$11,898,587.00	.52295840
MUNICIPAL OPEN SPACE TAX	\$.00	.00000000
MUNICIPAL LIBRARY TAX	\$713,725.00	.03136914
TOTAL TAX LEVY & RATE	\$54,210,730.66	2.38263226
MISC. & SURPLUS REVENUES	\$5,914,513.00	

NET VALUATION & CLASS BREAKDOWN

	VALUE	LINE ITEMS
CLASS 1 (VACANT LAND)	41,158,100	74
CLASS 2 (RESIDENTIAL)	1,360,295,200	3,433
CLASS 3A (REGULAR FARM)	900,400	1
CLASS 3B (QUALIFIED FARM)	2,800	1
CLASS 4A (COMMERCIAL)	546,783,500	233
CLASS 4B (INDUSTRIAL)	325,748,700	77
CLASS 4C (APARTMENTS)	356,700	1
SUB-TOTAL	2,275,245,400	3,820
CLASS 6 (MESSENGER SYSTEMS)	0	0
TOTAL TAXABLE VALUE	2,275,245,400	

DEDUCTIONS ALLOWED

	AMOUNT	COUNT
VETERANS	\$54,500	218
WIDOWS OF VETERANS	\$16,250	65
SENIOR CITIZENS	\$26,250	105
DISABLED PERSONS	\$2,750	11
SURVIVING SPOUSE	\$0	0
TOTAL DEDUCTIONS ALLOWED	\$99,750	399

EXEMPT FROM TAXATION

	VALUE	LINE ITEMS
15A (PUBLIC SCHOOLS)	22,260,500	2
15B (OTHER SCHOOLS)	0	0
15C (PUBLIC PROPERTY)	264,915,600	65
15D (PUBLIC PROPERTY)	29,735,100	6
15E (PUBLIC PROPERTY)	57,269,500	9
15F (OTHER EXEMPT)	9,592,100	18
TOTAL EXEMPT PROPERTY	383,772,800	100

MAILING ADDRESS:

ASSESSOR:

COLLECTOR:

TAX YEAR: 2018

TAXING DISTRICT: WANAQUE BORO PASSAIC COUNTY

TAXABLE VALUE: 1,119,326,200

COUNTY EQUALIZATION RATIO: 87.09

EQUALIZED VALUE: 1,295,067,936

TAX RATE PER \$100: 3.830

EFFECTIVE TAX RATE: 3.310

APPORTIONMENT OF TAXES

	AMOUNT	RATE PER \$100.
COUNTY TAXES	\$9,347,382.45	.83509011
COUNTY LIBRARY TAX	\$.00	.00000000
COUNTY HEALTH TAX	\$.00	.00000000
COUNTY OPEN SPACE TAX	\$129,781.64	.01159462
DISTRICT SCHOOL TAX	\$15,082,840.00	1.34749280
REGIONAL SCHOOL TAX	\$8,004,482.00	.71511611
REGIONAL SCHOOL TAX	\$8,004,482.00	.71511611
LOCAL SCHOOL TAX	\$.00	.00000000
MUNICIPAL PURPOSE TAX	\$9,757,887.70	.87176443
MUNICIPAL OPEN SPACE TAX	\$111,933.00	.01000003
MUNICIPAL LIBRARY TAX	\$427,547.00	.03819682
TOTAL TAX LEVY & RATE	\$42,861,853.79	3.82925492
MISC. & SURPLUS REVENUES	\$3,584,441.22	

NET VALUATION & CLASS BREAKDOWN

	VALUE	LINE ITEMS
CLASS 1 (VACANT LAND)	32,301,800	222
CLASS 2 (RESIDENTIAL)	992,489,900	4,318
CLASS 3A (REGULAR FARM)	805,300	1
CLASS 3B (QUALIFIED FARM)	7,700	4
CLASS 4A (COMMERCIAL)	70,933,700	105
CLASS 4B (INDUSTRIAL)	19,349,700	18
CLASS 4C (APARTMENTS)	3,438,100	4
SUB-TOTAL	1,119,326,200	4,672
CLASS 6 (MESSENGER SYSTEMS)	0	0
TOTAL TAXABLE VALUE	1,119,326,200	

DEDUCTIONS ALLOWED

	AMOUNT	COUNT
VETERANS	\$65,750	263
WIDOWS OF VETERANS	\$18,500	74
SENIOR CITIZENS	\$13,000	52
DISABLED PERSONS	\$2,750	11
SURVIVING SPOUSE	\$250	1
TOTAL DEDUCTIONS ALLOWED	\$100,250	401

EXEMPT FROM TAXATION

	VALUE	LINE ITEMS
15A (PUBLIC SCHOOLS)	38,714,300	6
15B (OTHER SCHOOLS)	0	0
15C (PUBLIC PROPERTY)	416,284,000	132
15D (PUBLIC PROPERTY)	12,138,100	19
15E (PUBLIC PROPERTY)	115,300	4
15F (OTHER EXEMPT)	11,414,600	31
TOTAL EXEMPT PROPERTY	478,666,300	192

MAILING ADDRESS:

ASSESSOR:

COLLECTOR:

TAX YEAR: 2018

TAXING DISTRICT: WAYNE TWP PASSAIC COUNTY

TAXABLE VALUE: 5,248,415,700

COUNTY EQUALIZATION RATIO: 52.79

EQUALIZED VALUE: 9,979,704,094

TAX RATE PER \$100: 5.465

EFFECTIVE TAX RATE: 2.874

APPORTIONMENT OF TAXES

	AMOUNT	RATE PER \$100.
COUNTY TAXES	\$72,126,952.32	1.37426142
COUNTY LIBRARY TAX	\$.00	.00000000
COUNTY HEALTH TAX	\$.00	.00000000
COUNTY OPEN SPACE TAX	\$1,001,129.98	.01907490
DISTRICT SCHOOL TAX	\$150,449,792.00	2.86657537
REGIONAL SCHOOL TAX	\$.00	.00000000
REGIONAL SCHOOL TAX	\$.00	.00000000
LOCAL SCHOOL TAX	\$.00	.00000000
MUNICIPAL PURPOSE TAX	\$58,828,999.00	1.12089061
MUNICIPAL OPEN SPACE TAX	\$1,049,683.00	.02000000
MUNICIPAL LIBRARY TAX	\$3,323,268.00	.06331945
TOTAL TAX LEVY & RATE	\$286,779,824.30	5.46412175
MISC. & SURPLUS REVENUES	\$20,584,576.00	

NET VALUATION & CLASS BREAKDOWN

	VALUE	LINE ITEMS
CLASS 1 (VACANT LAND)	49,040,400	440
CLASS 2 (RESIDENTIAL)	3,789,068,600	16,485
CLASS 3A (REGULAR FARM)	1,405,200	6
CLASS 3B (QUALIFIED FARM)	94,200	10
CLASS 4A (COMMERCIAL)	1,107,399,700	600
CLASS 4B (INDUSTRIAL)	213,722,000	87
CLASS 4C (APARTMENTS)	87,685,600	9
SUB-TOTAL	5,248,415,700	17,637
CLASS 6 (MESSENGER SYSTEMS)	0	1
TOTAL TAXABLE VALUE	5,248,415,700	

DEDUCTIONS ALLOWED

	AMOUNT	COUNT
VETERANS	\$226,250	905
WIDOWS OF VETERANS	\$56,250	225
SENIOR CITIZENS	\$40,250	161
DISABLED PERSONS	\$6,750	27
SURVIVING SPOUSE	\$0	0
TOTAL DEDUCTIONS ALLOWED	\$329,500	1,318

EXEMPT FROM TAXATION

	VALUE	LINE ITEMS
15A (PUBLIC SCHOOLS)	132,995,700	19
15B (OTHER SCHOOLS)	154,557,400	13
15C (PUBLIC PROPERTY)	241,908,000	654
15D (PUBLIC PROPERTY)	108,329,500	77
15E (PUBLIC PROPERTY)	4,700	2
15F (OTHER EXEMPT)	74,702,300	54
TOTAL EXEMPT PROPERTY	712,497,600	819

MAILING ADDRESS:

ASSESSOR:

COLLECTOR:

TAX YEAR: 2018

TAXING DISTRICT: WEST MILFORD TWP PASSAIC COUNTY

TAXABLE VALUE: 2,741,062,700

COUNTY EQUALIZATION RATIO: 91.95

EQUALIZED VALUE: 2,984,770,664

TAX RATE PER \$100: 3.686

EFFECTIVE TAX RATE: 3.384

APPORTIONMENT OF TAXES

	AMOUNT	RATE PER \$100.
COUNTY TAXES	\$21,626,228.89	.78897243
COUNTY LIBRARY TAX	\$.00	.00000000
COUNTY HEALTH TAX	\$.00	.00000000
COUNTY OPEN SPACE TAX	\$300,308.11	.01095590
DISTRICT SCHOOL TAX	\$55,376,021.00	2.02023912
REGIONAL SCHOOL TAX	\$.00	.00000000
REGIONAL SCHOOL TAX	\$.00	.00000000
LOCAL SCHOOL TAX	\$.00	.00000000
MUNICIPAL PURPOSE TAX	\$22,569,035.00	.82336807
MUNICIPAL OPEN SPACE TAX	\$148,017.00	.00539999
MUNICIPAL LIBRARY TAX	\$995,972.00	.03633525
TOTAL TAX LEVY & RATE	\$101,015,582.00	3.68527076 *
MISC. & SURPLUS REVENUES	\$10,147,348.56	

NET VALUATION & CLASS BREAKDOWN

	VALUE	LINE ITEMS
CLASS 1 (VACANT LAND)	69,741,300	1,098
CLASS 2 (RESIDENTIAL)	2,386,624,000	9,853
CLASS 3A (REGULAR FARM)	49,136,900	124
CLASS 3B (QUALIFIED FARM)	570,800	256
CLASS 4A (COMMERCIAL)	191,330,900	278
CLASS 4B (INDUSTRIAL)	42,015,100	29
CLASS 4C (APARTMENTS)	1,643,600	2
SUB-TOTAL	2,741,062,600	11,640
CLASS 6 (MESSENGER SYSTEMS)	100	2
TOTAL TAXABLE VALUE	2,741,062,700	

DEDUCTIONS ALLOWED

	AMOUNT	COUNT
VETERANS	\$156,750	627
WIDOWS OF VETERANS	\$28,750	115
SENIOR CITIZENS	\$42,250	169
DISABLED PERSONS	\$6,500	26
SURVIVING SPOUSE	\$500	2
TOTAL DEDUCTIONS ALLOWED	\$234,750	939

EXEMPT FROM TAXATION

	VALUE	LINE ITEMS
15A (PUBLIC SCHOOLS)	52,745,000	24
15B (OTHER SCHOOLS)	0	0
15C (PUBLIC PROPERTY)	154,826,900	399
15D (PUBLIC PROPERTY)	26,286,400	32
15E (PUBLIC PROPERTY)	793,500	8
15F (OTHER EXEMPT)	43,934,100	143
TOTAL EXEMPT PROPERTY	278,585,900	606

MAILING ADDRESS:

ASSESSOR:

COLLECTOR:

* Excludes Garbage District Rate of \$ 0.066

TAX YEAR: 2018

TAXING DISTRICT: WOODLAND PARK BORO PASSAIC COUNTY

TAXABLE VALUE: 1,685,269,924

COUNTY EQUALIZATION RATIO: 91.64

EQUALIZED VALUE: 1,846,558,541

TAX RATE PER \$100: 3.161

EFFECTIVE TAX RATE: 2.884

APPORTIONMENT OF TAXES

	AMOUNT	RATE PER \$100.
COUNTY TAXES	\$13,431,520.21	.79699519
COUNTY LIBRARY TAX	\$.00	.00000000
COUNTY HEALTH TAX	\$.00	.00000000
COUNTY OPEN SPACE TAX	\$186,553.42	.01106959
DISTRICT SCHOOL TAX	\$16,810,066.00	.99747024
REGIONAL SCHOOL TAX	\$8,962,387.00	.53180721
REGIONAL SCHOOL TAX	\$8,962,387.00	.53180721
LOCAL SCHOOL TAX	\$.00	.00000000
MUNICIPAL PURPOSE TAX	\$13,089,068.00	.77667487
MUNICIPAL OPEN SPACE TAX	\$168,526.00	.00999994
MUNICIPAL LIBRARY TAX	\$608,899.00	.03613065
TOTAL TAX LEVY & RATE	\$53,257,019.63	3.16014769
MISC. & SURPLUS REVENUES	\$4,426,281.46	

NET VALUATION & CLASS BREAKDOWN

	VALUE	LINE ITEMS
CLASS 1 (VACANT LAND)	16,391,500	65
CLASS 2 (RESIDENTIAL)	1,257,732,600	3,643
CLASS 3A (REGULAR FARM)	0	0
CLASS 3B (QUALIFIED FARM)	1,800	1
CLASS 4A (COMMERCIAL)	296,629,900	226
CLASS 4B (INDUSTRIAL)	53,255,700	29
CLASS 4C (APARTMENTS)	60,148,600	7
SUB-TOTAL	1,684,160,100	3,971
CLASS 6 (MESSENGER SYSTEMS)	1,109,824	1
TOTAL TAXABLE VALUE	1,685,269,924	

DEDUCTIONS ALLOWED

	AMOUNT	COUNT
VETERANS	\$57,500	230
WIDOWS OF VETERANS	\$21,000	84
SENIOR CITIZENS	\$16,250	65
DISABLED PERSONS	\$1,750	7
SURVIVING SPOUSE	\$0	0
TOTAL DEDUCTIONS ALLOWED	\$96,500	386

EXEMPT FROM TAXATION

	VALUE	LINE ITEMS
15A (PUBLIC SCHOOLS)	24,411,500	5
15B (OTHER SCHOOLS)	0	0
15C (PUBLIC PROPERTY)	163,828,000	72
15D (PUBLIC PROPERTY)	20,227,200	10
15E (PUBLIC PROPERTY)	1,943,700	4
15F (OTHER EXEMPT)	10,639,500	30
TOTAL EXEMPT PROPERTY	221,049,900	121

MAILING ADDRESS:

ASSESSOR:

COLLECTOR:

PASSAIC COUNTY ASSESSORS

- 1. Bloomingdale Borough**
Bfmtown@aol.com Brian Townsend 973-838-7426 101 Hamburg Tpke.
Fax 838-5115 Bloomingdale, NJ 07403
- 2. Clifton City**
Mrrinaldi@cliftonnj.org Matthew Rinaldi 973-470-5843 900 Clifton Ave
Fax 470-5923 Clifton, NJ 07013
- 3. Haledon Borough**
Bfmtown@aol.com Brian Townsend 973-942-6538 Ext 131 510 Belmont Ave
Fax 790-4781 Haledon, NJ 07508
- 4. Hawthorne Borough**
thenderson@hawthornenj.org Tim Henderson 973-427-1169 445 Lafayette Ave
Fax 427-2819 Hawthorne, NJ 07506
- 5. Little Falls Township**
Rhamilton@LFNJ.com Richard Hamilton 973-256-0272 225 Main St.
Discio@LFNJ.com Fax 256-8017 Little Falls, NJ 07424
- 6. North Haledon Borough**
thenderson@northhaledon.org Tim Henderson 973-427-7520 103 Overlook Ave
Fax 427-1846 North Haledon, NJ 07508
- 7. Passaic City**
Assessor@cityofpassaicnj.gov Barbara Williams 973-365-5539 330 Passaic St.
Fax 365-5541 Passaic, NJ 07055
- 8. Paterson City**
rmarra@patersonnj.gov Richard Marra 973-321-1380 155 Market St
Fax 321-1381 Paterson, NJ 07505
- 9. Pompton Lakes Borough**
assessor@pomptonlakesgov.com Michael Barker 973-835-0143 Ext 231 25 Lenox Ave
Fax 835-0958 Pompton Lakes, NJ 07442
- 10. Prospect Park Borough**
rmsf05@yahoo.com Rose Farrell 973-790-7902 Ext 517 106 Brown Ave
Fax 790-6632 Prospect Park, NJ 07508
- 11. Ringwood Borough**
rmotyka@ringwoodnj.net Rich Motyka 973-475-7118 60 Margaret King Ave
Fax 962-6028 Ringwood, NJ 07456
- 12. Totowa Borough**
curt@jackmaskleeinc.com Curt Masklee 973-956-1007 537 Totowa Rd.
Fax 956-5668 Totowa, NJ 07512
- 13. Wanaque Borough**
Bfmtown@aol.com Brian Townsend 973-839-3000 Ext 7130 579 Ringwood Ave
Fax 839-4959 Wanaque, NJ 07465
- 14. Wayne Township**
KreitzJ@waynetownship.com James Kreitz 973-694-1800 Ext 3226 475 Valley Rd.
Fax 694-7004 Wayne, NJ 07470
- 15. West Milford Township**
Taxassessor@westmilford.org Brian Townsend 973-728-2870 1480 Union Valley Rd
Fax 728-2877 West Milford, NJ 07480
- 16. Woodland Park Borough**
taxassessor@wpnj.us Tim Henderson 973-345-8100 Ext 212 5 Brophy Lane
Fax 345-7583 Woodland Park, NJ 07424

PASSAIC COUNTY COLLECTORS

1. Bloomingdale Borough
bueinstedt@bloomingdalenj.net
Barbara Neinstedt
973-838-0330
Fax 838-5115
101 Hamburg Tpke.
Bloomingdale, NJ 07403
2. Clifton City
Taxcollector@cliftonnj.org
Elaine Erlewein
973-470-5837
Fax 471-9336
900 Clifton Ave
Clifton, NJ 07013
3. Haledon Borough
sps1021@aol.com
Stephen Sanzari
973-942-6538 Ex 105
Fax 790-4781
510 Belmont Ave
Haledon, NJ 07508
4. Hawthorne Borough
lsiano@hawthornenj.org
Louise Siano
973-427-1242
Fax 427-2819
445 Lafayette Ave
Hawthorne, NJ 07506
5. Little Falls Township
dwhiteside@lfnj.com
Denise Whiteside
973-256-0994
Fax 256-3269
225 Main St.
Little Falls, NJ 07424
6. North Haledon Borough
mkurzynski@northhaledon.com
Maureen Kurzynski
973-427-5810
Fax 636-9101
103 Overlook Ave
North Haledon, 07508
7. Passaic City
taxcollector@cityofpassaicnj.gov
Carrie Malak
973-365-5530
Fax 365-5532
330 Passaic St.
Passaic, NJ 07055
8. Paterson City
jgadsden@patersonnj.gov
Jennean Gadsden
973-321-1300
Fax 321-1301
155 Market St.
Paterson, NJ 07505
9. Pompton Lakes Borough
collector@pomptonlakesgov.com
Debbie Buchanan
973-835-0143 Ex 234
Fax 835-0958
25 Lenox Ave
Pompton Lakes 07442
- 10 Prospect Park Borough
sanzaris@prospectpark.net
Stephen Sanzari
973-790-7902 Ex 517
Fax 790-6632
106 Brown Ave
Prospect Park NJ 07508
- 11 Ringwood Borough
dbuchanan@ringwoodnj.net
Debbie Buchanan
973-475-7148
Fax 962-6028
60 Margaret King Ave
Ringwood, NJ 07456
- 12 Totowa Borough
eredthin@totowanj.org
Elaine Reddin
973-956-1000 Ex 1003
Fax 956-5668
537 Totowa Rd
Totowa, NJ 07512
- 13 Wanaque Borough
smolen@wanaqueborough.com
Ann M. Smolen
973-839-3000 Ex 7127
Fax 839-4959
579 Ringwood Ave
Wanaque, NJ 0746
- 14 Wayne Township
Territob@waynetownship.com
Beth Territo
973-694-1800 Ex 3217
Fax 694-9385
475 Valley Rd
Wayne, NJ 07470
- 15 West Milford Township
taxcollector@westmilford.org
Rita DeNivo
973-728-2785
Fax 728-2877
1480 Union Valley Rd
West Milford, NJ 07480
- 16 Woodland Park Borough
blawler@wpnj.us
Bernadette Lawler
973-345-8101 Ex 101
Fax 345-7583
5 Brophy Lane
Woodland Park, NJ 07424