

ABSTRACT OF RATABLES

PASSAIC COUNTY

2021



PASSAIC COUNTY BOARD OF TAXATION

ERNEST SCHEIDEMANN, C.T.A., President

LOUIS BATELLI, Commissioner

VILMO DiPAOLO, Commissioner

JAY R. SCHWARTZ, M.P.A., C.T.A., Tax Administrator

435 Hamburg Turnpike, Wayne, New Jersey 07470

Telephone: (973) 720-7399

2021 ABSTRACT OF RATABLES FOR THE COUNTY OF PASSAIC

TAXING DISTRICTS	1		2	3	4	5	6
	TAXABLE VALUE						
	(A)	(B)					
LAND	IMPROVEMENTS (INCLUDES PARTIAL EXEMPTIONS & ABATEMENTS)	TAXABLE VALUE OF LAND AND IMPROVEMENTS (COL 1A+1B)	TOTAL TAXABLE VALUE OF PARTIAL EXEMPTIONS & ABATEMENTS (ASSESSED VAL.)	NET TAXABLE VALUE OF LAND & IMPROVEMENTS (COL 2-3)	TAXABLE VALUE COMMUNICATION EQUIPMENT	NET TAXABLE VALUE (COL 4+5)	
01:BLOOMINGDALE BORO	345,102,400	387,840,500	732,942,900	0	732,942,900	0	732,942,900
02:CLIFTON CITY	2,475,663,800	2,859,082,700	5,334,746,500	927,100	5,333,819,400	6,695,022	5,340,514,422
03:HALEDON BORO	157,836,500	349,763,600	507,600,100	0	507,600,100	0	507,600,100
04:HAWTHORNE BORO	1,055,994,500	1,565,743,000	2,621,737,500	0	2,621,737,500	977	2,621,738,477
05:LITTLE FALLS TWP	688,376,200	842,409,100	1,530,785,300	0	1,530,785,300	4,696,600	1,535,481,900
06:NORTH HALEDON BORO	487,464,750	701,175,500	1,188,640,250	0	1,188,640,250	847	1,188,641,097
07:PASSAIC CITY	869,629,600	2,067,584,900	2,937,214,500	3,917,600	2,933,296,900	10,915,898	2,944,212,798
08:PATERSON CITY	1,716,415,420	4,392,134,531	6,108,549,951	0	6,108,549,951	13,181,928	6,121,731,879
09:POMPTON LAKES BORO	476,895,700	713,394,000	1,190,289,700	0	1,190,289,700	0	1,190,289,700
10:PROSPECT PARK BORO	74,778,000	188,190,400	262,968,400	0	262,968,400	145,000	263,113,400
11:RINGWOOD BORO	728,273,200	726,087,600	1,454,360,800	0	1,454,360,800	0	1,454,360,800
12:TOTOWA BORO	1,121,001,400	1,311,055,000	2,432,056,400	289,900	2,431,766,500	0	2,431,766,500
13:WANAQUE BORO	428,874,900	687,173,000	1,116,047,900	0	1,116,047,900	0	1,116,047,900
14:WAYNE TWP	2,362,475,600	2,895,887,400	5,258,363,000	112,800	5,258,250,200	0	5,258,250,200
15:WEST MILFORD TWP	1,117,704,100	1,612,074,000	2,729,778,100	0	2,729,778,100	100	2,729,778,200
16:WOODLAND PARK BORO	693,203,700	988,041,000	1,681,244,700	262,600	1,680,982,100	891	1,680,982,991
PASSAIC	14,799,689,770	22,287,636,231	37,087,326,001	5,510,000	37,081,816,001	35,637,263	37,117,453,264

2021 ABSTRACT OF RATABLES FOR THE COUNTY OF PASSAIC

TAXING DISTRICTS	7	8	9		10		11
	GENERAL TAX RATE PER \$100	COUNTY EQUALI- ZATION RATIO	TRUE VALUE		EQUALIZATION		
			(A) UEZ ABATEMENT EXPIRED	(B) CLASS II RAILROADS	(A) AMOUNTS DEDUCTED	(B) AMOUNTS ADDED	
01:BLOOMINGDALE BORO	4.398	86.84%	0	0		124,545,795	857,488,695
02:CLIFTON CITY	5.475	50.21%	0	0		5,424,023,725	10,764,538,147
03:HALEDON BORO	4.904	76.27%	0	0		159,876,000	667,476,100
04:HAWTHORNE BORO	2.892	97.73%	0	0		70,655,742	2,692,394,219
05:LITTLE FALLS TWP	3.212	88.78%	0	0		201,034,088	1,736,515,988
06:NORTH HALEDON BORO	2.905	84.70%	0	0		220,817,758	1,409,458,855
07:PASSAIC CITY	3.760	71.80%	0	0		1,259,238,916	4,203,451,714
08:PATERSON CITY	4.476	76.25%	0	0		2,047,777,451	8,169,509,330
09:POMPTON LAKES BORO	3.765	93.77%	0	0		87,706,979	1,277,996,679
10:PROSPECT PARK BORO	5.401	70.44%	0	0		111,662,482	374,775,882
11:RINGWOOD BORO	3.912	83.08%	0	0		296,821,969	1,751,182,769
12:TOTOWA BORO	2.379	102.77%	0	0	53,861,867		2,377,904,633
13:WANAQUE BORO	4.048	79.97%	0	0		283,013,312	1,399,061,212
14:WAYNE TWP	5.648	48.07%	0	0		5,717,980,438	10,976,230,638
15:WEST MILFORD TWP	3.785	86.74%	0	0		421,797,643	3,151,575,843
16:WOODLAND PARK BORO	3.245	89.06%	0	0		214,179,536	1,895,162,527
PASSAIC		%	0	0	53,861,867	16,641,131,834	53,704,723,231

2021 ABSTRACT OF RATABLES FOR THE COUNTY OF PASSAIC

SECTION 12 - A

TAXING DISTRICT	(i)	(ii)				(iii)	(iv)	(v)
	TOTAL COUNTY TAXES APPORTIONED	ADJUSTMENTS RESULTING FROM:				NET COUNTY TAXES APPORTIONED	MUNICIPAL BUDGET STATE AID	NET COUNTY TAXES APPORTIONED LESS STATE AID (COL.12 AIII-12AIV-COUNTY BPP ADJUSTMENT)
		(A)		(B)				
		EQUAL TABLE APPEALS		APPEALS & CORRECTIONS				
DEDUCT OVERPAY	ADD UNDERPAY	DEDUCT OVERPAY	ADD UNDERPAY					
01:BLOOMINGDALE BORO	5,580,674.23	.00	.00	4,917.43	.00	5,575,756.80	.00	5,575,726.80
02:CLIFTON CITY	70,057,344.12	.00	.00	164,844.22	.00	69,892,499.90	.00	69,892,499.90
03:HALEDON BORO	4,344,041.72	.00	.00	6,580.32	.00	4,337,461.40	.00	4,337,461.40
04:HAWTHORNE BORO	17,522,534.25	.00	.00	26,268.35	.00	17,496,265.90	.00	17,496,265.90
05:LITTLE FALLS TWP	11,301,525.11	.00	.00	54,565.97	.00	11,246,959.14	.00	11,246,959.14
06:NORTH HALEDON BORO	9,172,984.73	.00	.00	9,413.31	.00	9,163,571.42	.00	9,163,571.42
07:PASSAIC CITY	27,356,739.25	.00	.00	397,074.09	.00	26,959,665.16	.00	26,959,665.16
08:PATERSON CITY	53,168,479.56	.00	.00	772,050.07	.00	52,396,429.49	.00	52,396,429.49
09:POMPTON LAKES BORO	8,317,407.76	.00	.00	6,148.81	.00	8,311,258.95	.00	8,311,258.95
10:PROSPECT PARK BORO	2,439,101.67	.00	.00	710.02	.00	2,438,391.65	.00	2,438,391.65
11:RINGWOOD BORO	11,396,978.88	.00	.00	13,646.73	.00	11,383,332.15	.00	11,383,332.15
12:TOTOWA BORO	15,475,785.48	.00	.00	195,915.64	.00	15,279,869.84	.00	15,279,869.84
13:WANAQUE BORO	9,105,315.20	.00	.00	4,489.80	.00	9,100,825.40	.00	9,100,825.40
14:WAYNE TWP	71,435,072.87	.00	.00	285,429.44	.00	71,149,643.43	.00	71,149,643.43
15:WEST MILFORD TWP	20,510,962.04	.00	.00	.00	11,105.26	20,522,067.30	.00	20,522,067.30
16:WOODLAND PARK BORO	12,334,019.98	.00	.00	17,351.61	.00	12,316,668.37	.00	12,316,668.37
PASSAIC	349,518,966.85	.00	.00	1,959,438.11	11,105.26	347,570,634.00	.00	347,570,634.00

2021 ABSTRACT OF RATABLES FOR THE COUNTY OF PASSAIC

TAXING DISTRICTS	SECTION 12 - B			SECTION 12 - C		
	(A)	(B)	(C)	LOCAL TAXES TO BE RAISED FOR:		
	COUNTY LIBRARY TAXES APPORTIONED	COUNTY HEALTH SERVICE TAXES APPORTIONED	COUNTY OPEN SPACE TAXES APPORTIONED	(I) DISTRICT SCHOOL PURPOSES		
				(A) DISTRICT SCHOOL (adjusted for BPP)	(B) REG., CONSOL. & JOINT SCHOOL (adjusted for BPP)	(C) LOCAL SCHOOL (adjusted for BPP)
01:BLOOMINGDALE BORO	.00	.00	80,469.33	18,081,872.00	.00	.00
02:CLIFTON CITY	.00	.00	1,008,688.62	135,191,260.00	.00	.00
03:HALEDON BORO	.00	.00	62,593.10	6,565,244.00	5,258,019.00	.00
04:HAWTHORNE BORO	.00	.00	252,478.84	41,640,864.00	.00	.00
05:LITTLE FALLS TWP	.00	.00	162,348.68	15,600,865.00	7,931,824.00	.00
06:NORTH HALEDON BORO	.00	.00	132,249.62	11,445,267.00	2,301,436.00	.00
07:PASSAIC CITY	.00	.00	388,822.37	16,818,577.00	.00	.00
08:PATERSON CITY	.00	.00	755,677.03	57,764,961.00	.00	.00
09:POMPTON LAKES BORO	.00	.00	119,950.34	25,536,669.00	.00	.00
10:PROSPECT PARK BORO	.00	.00	35,191.96	3,315,685.00	3,585,069.00	.00
11:RINGWOOD BORO	.00	.00	164,273.63	21,549,359.00	11,430,494.00	.00
12:TOTOWA BORO	.00	.00	220,370.63	17,182,275.00	10,681,017.00	.00
13:WANAQUE BORO	.00	.00	131,345.08	16,039,352.00	8,722,759.00	.00
14:WAYNE TWP	.00	.00	1,026,706.69	160,240,763.00	.00	.00
15:WEST MILFORD TWP	.00	.00	296,208.40	58,960,514.00	.00	.00
16:WOODLAND PARK BORO	.00	.00	177,764.30	17,931,193.00	9,205,183.00	.00
PASSAIC	.00	.00	5,015,136.00	623,864,720.00	59,115,801.00	.00

2021 ABSTRACT OF RATABLES FOR THE COUNTY OF PASSAIC

TAXING DISTRICTS	SECTION 12 - C			SECTION 12 - D
	LOCAL TAXES TO BE RAISED FOR:			TOTAL LEVY ON WHICH TAX RATE IS COMPUTED
	(ii) LOCAL MUNICIPAL PURPOSES			
	(A) MUNICIPAL BUDGET (adjusted for BPP)	(B) MUNICIPAL OPEN SPACE BUDGET	(C) MUNICIPAL LIBRARY BUDGET	
01: BLOOMINGDALE BORO	8,031,427.00	183,200.00	281,254.00	32,233,979.13
02: CLIFTON CITY	82,720,123.00	.00	3,538,975.00	292,351,546.52
03: HALEDON BORO	8,445,001.23	.00	222,006.00	24,890,324.73
04: HAWTHORNE BORO	15,530,855.67	.00	894,022.33	75,814,486.74
05: LITTLE FALLS TWP	13,728,310.00	76,774.00	566,172.00	49,313,252.82
06: NORTH HALEDON BORO	11,013,405.40	.00	466,991.00	34,522,920.44
07: PASSAIC CITY	65,152,235.00	.00	1,370,987.00	110,690,286.53
08: PATERSON CITY	160,270,486.32	.00	2,785,754.43	273,973,308.27
09: POMPTON LAKES BORO	10,295,375.00	119,029.00	426,030.00	44,808,312.29
10: PROSPECT PARK BORO	4,833,929.16	.00	.00	14,208,266.77
11: RINGWOOD BORO	12,209,468.00	146,170.00	.00	56,883,096.78
12: TOTOWA BORO	13,699,497.00	.00	777,284.00	57,840,313.47
13: WANAQUE BORO	10,601,648.52	111,604.79	464,269.30	45,171,804.09
14: WAYNE TWP	59,860,951.00	1,051,650.00	3,631,698.00	296,961,412.12
15: WEST MILFORD TWP	22,340,220.00	147,444.00	1,054,049.00	103,320,502.70
16: WOODLAND PARK BORO	14,110,255.46	168,098.00	629,884.00	54,539,046.13
PASSAIC	512,843,187.76	2,003,969.79	17,109,376.06	1,567,522,859.53

2021 ABSTRACT OF RATABLES FOR THE COUNTY OF PASSAIC

SECTION 13

REAL PROPERTY EXEMPT FROM TAXATION

TAXING DISTRICTS	(A)	(B)	(C)	(D)	(E)	(F)	(G)
	PUBLIC SCHOOL	OTHER SCHOOL	PUBLIC PROPERTY	CHURCH AND CHARITABLE	CEMETERIES AND GRAVEYARDS	OTHER EXEMPTS	TOTAL AMOUNT OF EXEMPTS (13A+B+C+D+E+F)
01:BLOOMINGDALE BORO	13,011,800	0	23,099,100	10,239,700	0	20,774,200	67,124,800
02:CLIFTON CITY	145,076,300	24,755,400	125,095,600	132,636,100	48,503,700	88,907,500	564,974,600
03:HALEDON BORO	46,236,500	2,449,000	26,960,000	21,524,500	0	4,082,600	101,252,600
04:HAWTHORNE BORO	73,914,100	0	91,676,700	43,155,100	280,500	14,989,100	224,015,500
05:LITTLE FALLS TWP	36,103,500	0	312,037,800	17,540,000	0	9,130,500	374,811,800
06:NORTH HALEDON BORO	58,420,600	35,547,000	24,429,200	39,690,200	0	20,643,200	178,730,200
07:PASSAIC CITY	167,079,600	39,135,400	170,972,100	174,452,100	0	90,035,900	641,675,100
08:PATERSON CITY	429,688,100	15,538,700	715,960,800	326,591,500	25,017,400	398,680,516	1,911,477,016
09:POMPTON LAKES BORO	29,025,300	0	43,865,200	25,842,400	0	9,275,300	108,008,200
10:PROSPECT PARK BORO	14,573,800	7,203,800	5,723,700	9,448,000	0	920,300	37,869,600
11:RINGWOOD BORO	28,227,400	5,547,900	84,121,400	14,128,400	9,300	15,114,500	147,148,900
12:TOTOWA BORO	22,260,500	0	122,877,500	29,735,100	56,076,400	10,428,200	241,377,700
13:WANAQUE BORO	38,714,300	0	417,864,200	11,718,700	115,300	12,706,700	481,119,200
14:WAYNE TWP	132,995,700	158,557,400	244,135,800	109,928,900	4,700	82,353,900	727,976,400
15:WEST MILFORD TWP	52,745,000	0	158,287,200	26,128,000	793,500	57,662,500	295,616,200
16:WOODLAND PARK BORO	24,411,500	0	163,828,000	19,946,700	1,943,700	12,137,200	222,267,100
PASSAIC	1,312,484,000	288,734,600	2,730,934,300	1,012,705,400	132,744,500	847,842,116	6,325,444,916

2021 ABSTRACT OF RATABLES FOR THE COUNTY OF PASSAIC

TAXING DISTRICTS	SECTION 14				SECTION 15	
	AMOUNT OF MISCELLANEOUS REVENUES TO SUPPORT LOCAL BUDGET				DEDUCTIONS ALLOWED	
	(A)	(B)	(C)	(D)	(A)	(B)
	SURPLUS-REVENUE	MISCELLANEOUS REVENUES ANTICIPATED	RECEIPTS FROM DELINQUENT TAX	TOTAL OF MISCELLANEOUS REVENUES (COL. 14A+B+C)	SENIOR CITIZEN, DISABLED AND SURVIVING SPOUSE	VETERANS AND WIDOWS
01:BLOOMINGDALE BORO	985,000.00	3,390,601.40	275,000.00	4,650,601.40	6,250.00	41,000.00
02:CLIFTON CITY	6,071,464.00	37,907,026.00	3,100,000.00	47,078,490.00	68,500.00	299,750.00
03:HALEDON BORO	985,000.00	1,598,856.38	625,000.00	3,208,856.38	6,500.00	18,250.00
04:HAWTHORNE BORO	2,439,332.00	3,802,238.20	510,000.00	6,751,570.20	11,250.00	81,250.00
05:LITTLE FALLS TWP	1,405,400.00	4,150,144.42	415,000.00	5,970,544.42	13,500.00	52,250.00
06:NORTH HALEDON BORO	1,218,734.00	2,171,530.14	315,000.00	3,705,264.14	9,500.00	51,750.00
07:PASSAIC CITY	4,340,000.00	29,713,800.00	115,000.00	34,168,800.00	35,000.00	36,750.00
08:PATERSON CITY	.00	99,760,449.68	4,527,000.00	104,287,449.68	74,750.00	94,250.00
09:POMPTON LAKES BORO	1,600,000.00	2,018,511.87	430,000.00	4,048,511.87	8,500.00	54,250.00
10:PROSPECT PARK BORO	465,000.00	1,627,392.84	485,000.00	2,577,392.84	5,000.00	6,500.00
11:RINGWOOD BORO	1,200,000.00	2,637,189.39	670,000.00	4,507,189.39	7,000.00	66,250.00
12:TOTOWA BORO	3,383,000.00	2,889,673.00	565,000.00	6,837,673.00	19,250.00	56,250.00
13:WANAQUE BORO	996,750.00	2,627,850.63	333,863.15	3,958,463.78	12,250.00	82,750.00
14:WAYNE TWP	8,417,146.00	11,093,792.00	2,100,000.00	21,610,938.00	35,000.00	240,500.00
15:WEST MILFORD TWP	3,725,684.00	6,860,197.80	1,100,000.00	11,685,881.80	34,500.00	154,750.00
16:WOODLAND PARK BORO	1,600,000.00	3,989,906.48	490,000.00	6,079,906.48	11,750.00	64,250.00
PASSAIC	38,832,510.00	216,239,160.23	16,055,863.15	271,127,533.38	358,500.00	1,400,750.00

2021 ABSTRACT OF RATABLES FOR THE COUNTY OF PASSAIC

ADDENDUM TO ABSTRACT OF RATABLES -- ASSESSED VALUE OF PARTIAL EXEMPTIONS & ABATEMENTS (COLUMN 3)

TAXING DISTRICTS	(1)	(2)	(3)	(4)	(5)	(6)	(7)	(8)	(9)
	POLLUTION CONTROL	FIRE SUPPRESSION	FALLOUT SHELTER	WATER-SEWER FACILITY	RENEWABLE ENERGY	UEZ ABATEMENT	HOME IMPROVEMENT	MULTI-FAMILY DWELLING	CLASS 4 ABATEMENT
01:BLOOMINGDALE BORO	0	0	0	0	0	0	0	0	0
02:CLIFTON CITY	0	927,100	0	0	0	0	0	0	0
03:HALEDON BORO	0	0	0	0	0	0	0	0	0
04:HAWTHORNE BORO	0	0	0	0	0	0	0	0	0
05:LITTLE FALLS TWP	0	0	0	0	0	0	0	0	0
06:NORTH HALEDON BORO	0	0	0	0	0	0	0	0	0
07:PASSAIC CITY	0	0	0	0	0	0	0	0	0
08:PATERSON CITY	0	0	0	0	0	0	0	0	0
09:POMPTON LAKES BORO	0	0	0	0	0	0	0	0	0
10:PROSPECT PARK BORO	0	0	0	0	0	0	0	0	0
11:RINGWOOD BORO	0	0	0	0	0	0	0	0	0
12:TOTOWA BORO	0	289,900	0	0	0	0	0	0	0
13:WANAQUE BORO	0	0	0	0	0	0	0	0	0
14:WAYNE TWP	0	112,800	0	0	0	0	0	0	0
15:WEST MILFORD TWP	0	0	0	0	0	0	0	0	0
16:WOODLAND PARK BORO	0	262,600	0	0	0	0	0	0	0
PASSAIC	0	1,592,400	0	0	0	0	0	0	0

2021 ABSTRACT OF RATABLES FOR THE COUNTY OF PASSAIC

ADDENDUM TO ABSTRACT OF RATABLES -- ASSESSED VALUE OF PARTIAL EXEMPTIONS & ABATEMENTS (CONTINUED)

TAXING DISTRICTS	(10)	(11)	(12)	(13)	(14)	(15)	(16)	(17)
	DWELLING ABATEMENT	DWELLING EXEMPTION	NEW DWELLING CONVERSION ABATEMENT	NEW DWELLING CONVERSION EXEMPTION	MULTI-DWELLING EXEMPTION	MULTI-DWELLING ABATEMENT	COMMERCIAL/ INDUSTRIAL EXEMPTION	TOTAL VALUE
01:BLOOMINGDALE BORO	0	0	0	0	0	0	0	0
02:CLIFTON CITY	0	0	0	0	0	0	0	927,100
03:HALEDON BORO	0	0	0	0	0	0	0	0
04:HAWTHORNE BORO	0	0	0	0	0	0	0	0
05:LITTLE FALLS TWP	0	0	0	0	0	0	0	0
06:NORTH HALEDON BORO	0	0	0	0	0	0	0	0
07:PASSAIC CITY	3,905,100	0	0	0	12,500	0	0	3,917,600
08:PATERSON CITY	0	0	0	0	0	0	0	0
09:POMPTON LAKES BORO	0	0	0	0	0	0	0	0
10:PROSPECT PARK BORO	0	0	0	0	0	0	0	0
11:RINGWOOD BORO	0	0	0	0	0	0	0	0
12:TOTOWA BORO	0	0	0	0	0	0	0	289,900
13:WANAQUE BORO	0	0	0	0	0	0	0	0
14:WAYNE TWP	0	0	0	0	0	0	0	112,800
15:WEST MILFORD TWP	0	0	0	0	0	0	0	0
16:WOODLAND PARK BORO	0	0	0	0	0	0	0	262,600
PASSAIC	3,905,100	0	0	0	12,500	0	0	5,510,000

2021 ABSTRACT OF RATABLES FOR THE COUNTY OF PASSAIC

ADDENDUM -- EQUALIZED VALUE BASED ON IN LIEU OF TAXES (COL.10B)

TAXING DISTRICTS	(1)	(2)	(3)	(4)	(5)
	C.12 PL 1977 IN LIEU OF TAX	NJ HOUSING FINANCE AGENCY	URBAN RENEWAL	OTHER	TOTAL
01:BLOOMINGDALE BORO	0	0	0	0	0
02:CLIFTON CITY	0	0	0	0	0
03:HALEDON BORO	0	0	0	0	0
04:HAWTHORNE BORO	0	0	0	0	0
05:LITTLE FALLS TWP	0	0	0	0	0
06:NORTH HALEDON BORO	0	0	0	0	0
07:PASSAIC CITY	0	0	0	0	0
08:PATERSON CITY	0	0	0	0	0
09:POMPTON LAKES BORO	0	0	0	0	0
10:PROSEPECT PARK BORO	0	0	0	0	0
11:RINGWOOD BORO	0	0	0	0	0
12:TOTOWA BORO	0	0	0	0	0
13:WANAQUE BORO	0	0	0	0	0
14:WAYNE TWP	0	0	0	0	0
15:WEST MILFORD TWP	0	0	0	0	0
16:WOODLAND PARK BORO	0	0	0	0	0
PASSAIC	0	0	0	0	0

2021 ABSTRACT OF RATABLES FOR THE COUNTY OF PASSAIC

TAXING DISTRICTS	BREAKDOWN OF GENERAL TAX RATE											EFFECTIVE TAX RATE
	COUNTY TAX	LIBRARY TAX	HEALTH SERVICE TAX	COUNTY OPEN SPACE TAX	DISTRICT SCHOOL TAX	REGIONAL SCHOOL TAX	LOCAL SCHOOL TAX	MUNICIPAL PURPOSE TAX	MUNICIPAL OPEN SPACE TAX	MUNICIPAL LIBRARY TAX	GENERAL TAX RATE	
01:BLOOMINGDALE BORO	.761	.000	.000	.011	2.468	.000	.000	1.096	.024	.038	4.398	3.759
02:CLIFTON CITY	1.309	.000	.000	.019	2.532	.000	.000	1.549	.000	.066	5.475	2.716
03:HALEDON BORO	.855	.000	.000	.013	1.294	1.036	.000	1.663	.000	.043	4.904	3.729
04:HAWTHORNE BORO	.668	.000	.000	.010	1.588	.000	.000	.592	.000	.034	2.892	2.816
05:LITTLE FALLS TWP	.733	.000	.000	.011	1.017	.517	.000	.894	.004	.036	3.212	2.840
06:NORTH HALEDON BORO	.771	.000	.000	.012	.963	.194	.000	.926	.000	.039	2.905	2.449
07:PASSAIC CITY	.916	.000	.000	.014	.572	.000	.000	2.212	.000	.046	3.760	2.633
08:PATERSON CITY	.856	.000	.000	.013	.944	.000	.000	2.618	.000	.045	4.476	3.354
09:POMPTON LAKES BORO	.699	.000	.000	.011	2.146	.000	.000	.864	.010	.035	3.765	3.506
10:PROSPECT PARK BORO	.927	.000	.000	.014	1.261	1.362	.000	1.837	.000	.000	5.401	3.791
11:RINGWOOD BORO	.783	.000	.000	.012	1.482	.786	.000	.839	.010	.000	3.912	3.248
12:TOTOWA BORO	.629	.000	.000	.010	.707	.439	.000	.563	.000	.031	2.379	2.432
13:WANAQUE BORO	.816	.000	.000	.012	1.438	.782	.000	.949	.010	.041	4.048	3.229
14:WAYNE TWP	1.354	.000	.000	.020	3.047	.000	.000	1.138	.020	.069	5.648	2.705
15:WEST MILFORD TWP	.752	.000	.000	.011	2.160	.000	.000	.819	.005	.038	3.785	3.278
16:WOODLAND PARK BORO	.733	.000	.000	.011	1.067	.548	.000	.840	.009	.037	3.245	2.878

2021 ABSTRACT OF RATABLES FOR THE COUNTY OF PASSAIC


SPECIAL TAXING DISTRICTS

TAXING DISTRICT	SPECIAL TAXING DISTRICT	NUMBER OF RATABLES	RATABLE VALUE	BUDGET	SPECIAL DISTRICT RATE
15:WEST MILFORD TWP	GARBAGE DISTRICT: G01	11,564	2,729,778,200	1,791,290.00	.066


2021 ABSTRACT OF RATABLES FOR THE COUNTY OF PASSAIC

Total Amount of Miscellaneous Revenues (included Surplus Revenues Appropriated) for the Support of the County Budget	
Rate per \$100 to be applied to Column 11 for apportionment of County Taxes65081607
Net County Taxes Apportioned (Column 12 A iii)	347,570,634.00
* Adjustments (Net Total (Column 12 A i))	1,948,332.85
* Net Overpayments are added to the Net Taxes Apportioned Net Underpayments are deducted from the Net Taxes Apportioned	
Rate per \$100 to be applied to Column 11 for apportionment of Library Taxes00000000
Rate per \$100 to be applied to Column 11 for apportionment of Health Taxes00000000
Rate per \$100 to be applied to Column 11 for apportionment of Open Space Taxes00939319
County Percentage Level of Taxable Value of Real Property is 100%	


PASSAIC COUNTY BOARD OF TAXATION




Ernest Scheidemann, President




Louis Batelli, Commissioner



Vilmo DiPaolo, Commissioner

ATTEST: 
Jay Schwartz, M.P.A, C.T.A, Tax Administrator

I hereby certify this to be a true copy of the Abstract of Ratables and Exemptions for the County of PASSAIC, State of New Jersey for the year 2021 as filed with me by the PASSAIC County Board of Taxation



PASSAIC COUNTY 2021 LINE ITEM BREAKDOWN

MUNICIPALITY	1	2	3A	3B	4A	4B	4C	5	6	15A	15B	15C	15D	15E	15F	TOTAL
01 BLOOMINGDALE BORO	78	2,452	6	16	106	3	7	4	0	3	0	56	6	0	20	2,757
02 CLIFTON CITY	189	21,370	1	1	1,092	432	119	38	1	32	14	180	98	10	103	23,680
03 HALEDON BORO	94	1,693	0	0	143	24	11	0	0	9	1	34	11	0	16	2,036
04 HAWTHORNE BORO	112	5,437	0	0	303	115	20	4	2	7	0	92	21	2	50	6,165
05 LITTLE FALLS TWP	160	3,523	0	0	192	30	10	0	2	14	0	276	17	0	27	4,251
06 NORTH HALEDON BORO	47	2,934	1	1	87	4	0	0	1	5	3	27	18	0	31	3,159
07 PASSAIC CITY	196	6,336	0	0	1,157	108	440	9	1	52	13	159	182	0	39	8,692
08 PATERSON CITY	946	18,364	0	0	3,569	487	542	41	1	128	18	495	591	2	317	25,501
09 POMPTON LAKES BORO	50	3,659	0	0	163	10	8	2	1	3	0	171	25	0	43	4,135
10 PROSPECT PARK BORO	21	1,077	0	0	62	1	1	0	2	1	2	10	7	0	5	1,189
11 RINGWOOD BORO	217	4,313	8	31	59	26	0	0	1	10	1	126	14	2	48	4,856
12 TOTOWA BORO	78	3,427	1	1	235	79	2	9	0	2	0	82	6	9	34	3,965
13 WANAQUE BORO	226	4,313	1	4	106	18	4	0	0	6	0	135	17	4	37	4,871
14 WAYNE TWP	427	16,438	6	10	597	88	9	7	1	19	14	701	82	2	74	18,475
15 WEST MILFORD TWP	1,041	9,842	120	230	298	29	2	0	2	24	0	471	31	8	141	12,239
16 WOODLAND PARK BORO	62	3,644	0	1	225	29	8	0	1	5	0	72	9	4	36	4,096
** COUNTY TOTALS	3,944	108,822	144	295	8,394	1,483	1,183	114	16	320	66	3,087	1,135	43	1,021	130,067

CLASS 1: VACANT CLASS 2: RESIDENTIAL CLASS 3A: REGULAR FARM CLASS 3B: QUALIFIED FARM CLASS 4A: COMMERCIAL
 CLASS 4B: INDUSTRIAL CLASS 4C: APARTMENTS CLASS 5: RAILROADS CLASS 6: PERS. PROPERTY CLASS 15A: PUBLIC SCHOOL
 CLASS 15B: OTHER SCHOOL CLASS 15C: PUBLIC PROP. CLASS 15D: CHURCH & CHAR. CLASS 15E: CEMETERIES CLASS 15F: OTHER

PASSAIC COUNTY 2021 RATABLE SUMMARY

MUNICIPALITY	CLASS 1	CLASS 2	CLASS 3A	CLASS 3B	CLASS 4A	CLASS 4B	CLASS 4C	PUB. UTIL.	TOTAL
BLOOMINGDALE BORO	24,148,500	0	1,818,500	94,800	0	0	0	0	732,942,900
CLIFTON CITY	40,506,800	0	298,500	12,100	0	0	0	6,695,022	5,340,514,422
HALEDON BORO	5,101,900	0	0	0	0	0	0	0	507,600,100
HAWTHORNE BORO	15,567,700	0	0	0	0	0	0	977	2,621,738,477
LITTLE FALLS TWP	43,874,700	0	0	0	0	0	0	4,696,600	1,535,481,900
NORTH HALEDON BORO	7,690,600	0	571,100	11,250	0	0	0	847	1,188,641,097
PASSAIC CITY	16,477,700	0	0	0	0	0	0	10,915,898	2,944,212,798
PATERSON CITY	47,257,715	0	0	0	0	0	0	13,181,928	6,121,731,879
POMPTON LAKES BORO	4,006,000	0	0	0	0	0	0	0	1,190,289,700
PROSPECT PARK BORO	6,996,500	0	0	0	0	0	0	145,000	263,113,400
RINGWOOD BORO	53,609,000	0	3,753,000	69,100	0	0	0	0	1,454,360,800
TOTOWA BORO	60,321,800	0	900,400	4,100	0	0	0	0	2,431,766,500
WANAQUE BORO	28,670,300	0	805,300	7,700	0	0	0	0	1,116,047,900
WAYNE TWP	51,839,200	0	1,405,200	94,200	0	0	0	0	5,258,250,200
WEST MILFORD TWP	70,991,000	0	48,351,700	593,500	0	0	0	100	2,729,778,200
WOODLAND PARK BORO	15,056,500	0	0	2,100	0	0	0	891	1,680,982,991
COUNTY TOTALS	492,115,915	0	57,903,700	888,850	0	0	0	35,637,263	37,117,453,264

PASSAIC COUNTY 2021 TAX LEVY APPORTIONMENT ANALYSIS

MUNICIPALITY	TOTAL TAX LEVY	COUNTY TAX LEVY		MUNICIPAL TAX LEVY		SCHOOL TAX LEVY		COUNTY LIBRARY TAX		COUNTY OPEN SPACE TAX	
		COUNTY TAXES APPORTIONED	% OF TOTAL LEVY	TOTAL MUNICIPAL TAX LEVY	% OF TOTAL LEVY	TOTAL SCHOOL TAX LEVY	% OF TOTAL LEVY	TOTAL LIBRARY TAX LEVY	% OF TOTAL LEVY	TOTAL OPEN SPACE TAX LEVY	% OF TOTAL LEVY
01 BLOOMINGDALE BORO	\$32,233,979.13	\$5,575,756.80	17.30%	\$8,495,881.00	26.36%	\$18,081,872.00	56.10%	\$.00	.00%	\$80,469.33	.25%
02 CLIFTON CITY	\$292,351,546.52	\$69,892,499.90	23.91%	\$86,259,098.00	29.51%	\$135,191,260.00	46.24%	\$.00	.00%	\$1,008,688.62	.35%
03 HALEDON BORO	\$24,890,324.73	\$4,337,461.40	17.43%	\$8,667,007.23	34.82%	\$11,823,263.00	47.50%	\$.00	.00%	\$62,593.10	.25%
04 HAWTHORNE BORO	\$75,814,486.74	\$17,496,265.90	23.08%	\$16,424,878.00	21.66%	\$41,640,864.00	54.92%	\$.00	.00%	\$252,478.84	.33%
05 LITTLE FALLS TWP	\$49,313,252.82	\$11,246,959.14	22.81%	\$14,371,256.00	29.14%	\$23,532,689.00	47.72%	\$.00	.00%	\$162,348.68	.33%
06 NORTH HALEDON BORO	\$34,522,920.44	\$9,163,571.42	26.54%	\$11,480,396.40	33.25%	\$13,746,703.00	39.82%	\$.00	.00%	\$132,249.62	.38%
07 PASSAIC CITY	\$110,690,286.53	\$26,959,665.16	24.36%	\$66,523,222.00	60.10%	\$16,818,577.00	15.19%	\$.00	.00%	\$388,822.37	.35%
08 PATERSON CITY	\$273,973,308.27	\$52,396,429.49	19.12%	\$163,056,240.75	59.52%	\$57,764,961.00	21.08%	\$.00	.00%	\$755,677.03	.28%
09 POMPTON LAKES BORO	\$44,808,312.29	\$8,311,258.95	18.55%	\$10,840,434.00	24.19%	\$25,536,669.00	56.99%	\$.00	.00%	\$119,950.34	.27%
10 PROSPECT PARK BORO	\$14,208,266.77	\$2,438,391.65	17.16%	\$4,833,929.16	34.02%	\$6,900,754.00	48.57%	\$.00	.00%	\$35,191.96	.25%
11 RINGWOOD BORO	\$56,883,096.78	\$11,383,332.15	20.01%	\$12,355,638.00	21.72%	\$32,979,853.00	57.98%	\$.00	.00%	\$164,273.63	.29%
12 TOTOWA BORO	\$57,840,313.47	\$15,279,869.84	26.42%	\$14,476,781.00	25.03%	\$27,863,292.00	48.17%	\$.00	.00%	\$220,370.63	.38%
13 WANAQUE BORO	\$45,171,804.09	\$9,100,825.40	20.15%	\$11,177,522.61	24.74%	\$24,762,111.00	54.82%	\$.00	.00%	\$131,345.08	.29%
14 WAYNE TWP	\$296,961,412.12	\$71,149,643.43	23.96%	\$64,544,299.00	21.73%	\$160,240,763.00	53.96%	\$.00	.00%	\$1,026,706.69	.35%
15 WEST MILFORD TWP	\$103,320,502.70	\$20,522,067.30	19.86%	\$23,541,713.00	22.79%	\$58,960,514.00	57.07%	\$.00	.00%	\$296,208.40	.29%
16 WOODLAND PARK BORO	\$54,539,046.13	\$12,316,668.37	22.58%	\$14,908,237.46	27.33%	\$27,136,376.00	49.76%	\$.00	.00%	\$177,764.30	.33%
** COUNTY TOTAL	\$1,567,522,859.53	\$347,570,666.30	22.17%	\$531,956,533.61	33.94%	\$682,980,521.00	43.57%	\$.00	.00%	\$5,015,138.62	.32%

TAX YEAR: 2021

TAXING DISTRICT: BLOOMINGDALE BORO PASSAIC COUNTY

TAXABLE VALUE: 732,942,900

COUNTY EQUALIZATION RATIO: 86.84

EQUALIZED VALUE: 857,488,695

TAX RATE PER \$100: 4.398

EFFECTIVE TAX RATE: 3.759

APPORTIONMENT OF TAXES

	AMOUNT	RATE PER \$100.
COUNTY TAXES	\$5,575,756.80	.76073140
COUNTY LIBRARY TAX	\$.00	.00000000
COUNTY HEALTH TAX	\$.00	.00000000
COUNTY OPEN SPACE TAX	\$80,469.33	.01097894
DISTRICT SCHOOL TAX	\$18,081,872.00	2.46702328
REGIONAL SCHOOL TAX	\$.00	.00000000
REGIONAL SCHOOL TAX	\$.00	.00000000
LOCAL SCHOOL TAX	\$.00	.00000000
MUNICIPAL PURPOSE TAX	\$8,031,427.00	1.09577799
MUNICIPAL OPEN SPACE TAX	\$183,200.00	.02499513
MUNICIPAL LIBRARY TAX	\$281,254.00	.03837325
TOTAL TAX LEVY & RATE	\$32,233,979.13	4.39787999
MISC. & SURPLUS REVENUES	\$4,650,601.40	

NET VALUATION & CLASS BREAKDOWN

	VALUE	LINE ITEMS
CLASS 1 (VACANT LAND)	24,148,500	78
CLASS 2 (RESIDENTIAL)	0	2,452
CLASS 3A (REGULAR FARM)	1,818,500	6
CLASS 3B (QUALIFIED FARM)	94,800	16
CLASS 4A (COMMERCIAL)	0	106
CLASS 4B (INDUSTRIAL)	0	3
CLASS 4C (APARTMENTS)	0	7
SUB-TOTAL	732,942,900	2,668
CLASS 6 (MESSENGER SYSTEMS)	0	0
TOTAL TAXABLE VALUE	732,942,900	

DEDUCTIONS ALLOWED

	AMOUNT	COUNT
VETERANS	\$30,750	123
WIDOWS OF VETERANS	\$10,250	41
SENIOR CITIZENS	\$5,000	21
DISABLED PERSONS	\$500	2
SURVIVING SPOUSE	\$500	2
TOTAL DEDUCTIONS ALLOWED	\$47,000	189

EXEMPT FROM TAXATION

	VALUE	LINE ITEMS
15A (PUBLIC SCHOOLS)	13,011,800	3
15B (OTHER SCHOOLS)	0	0
15C (PUBLIC PROPERTY)	23,099,100	56
15D (PUBLIC PROPERTY)	10,239,700	6
15E (PUBLIC PROPERTY)	0	0
15F (OTHER EXEMPT)	20,774,200	20
TOTAL EXEMPT PROPERTY	67,124,800	85

MAILING ADDRESS:

ASSESSOR:

COLLECTOR:

TAX YEAR: 2021

TAXING DISTRICT: CLIFTON CITY PASSAIC COUNTY

TAXABLE VALUE: 5,340,514,422

COUNTY EQUALIZATION RATIO: 50.21

EQUALIZED VALUE: 10,764,538,147

TAX RATE PER \$100: 5.475

EFFECTIVE TAX RATE: 2.716

APPORTIONMENT OF TAXES

	AMOUNT	RATE PER \$100.
COUNTY TAXES	\$69,892,499.90	1.30872224
COUNTY LIBRARY TAX	\$.00	.00000000
COUNTY HEALTH TAX	\$.00	.00000000
COUNTY OPEN SPACE TAX	\$1,008,688.62	.01888748
DISTRICT SCHOOL TAX	\$135,191,260.00	2.53142767
REGIONAL SCHOOL TAX	\$.00	.00000000
REGIONAL SCHOOL TAX	\$.00	.00000000
LOCAL SCHOOL TAX	\$.00	.00000000
MUNICIPAL PURPOSE TAX	\$82,720,123.00	1.54891676
MUNICIPAL OPEN SPACE TAX	\$.00	.00000000
MUNICIPAL LIBRARY TAX	\$3,538,975.00	.06626656
TOTAL TAX LEVY & RATE	\$292,351,546.52	5.47422071
MISC. & SURPLUS REVENUES	\$47,078,490.00	

NET VALUATION & CLASS BREAKDOWN

	VALUE	LINE ITEMS
CLASS 1 (VACANT LAND)	40,506,800	189
CLASS 2 (RESIDENTIAL)	0	21,370
CLASS 3A (REGULAR FARM)	298,500	1
CLASS 3B (QUALIFIED FARM)	12,100	1
CLASS 4A (COMMERCIAL)	0	1,092
CLASS 4B (INDUSTRIAL)	0	432
CLASS 4C (APARTMENTS)	0	119
SUB-TOTAL	5,333,819,400	23,204
CLASS 6 (MESSENGER SYSTEMS)	6,695,022	1
TOTAL TAXABLE VALUE	5,340,514,422	

DEDUCTIONS ALLOWED

	AMOUNT	COUNT
VETERANS	\$199,750	838
WIDOWS OF VETERANS	\$82,000	361
SENIOR CITIZENS	\$58,250	255
DISABLED PERSONS	\$4,250	18
SURVIVING SPOUSE	\$250	1
TOTAL DEDUCTIONS ALLOWED	\$344,500	1,473

EXEMPT FROM TAXATION

	VALUE	LINE ITEMS
15A (PUBLIC SCHOOLS)	145,076,300	32
15B (OTHER SCHOOLS)	24,755,400	14
15C (PUBLIC PROPERTY)	125,095,600	180
15D (PUBLIC PROPERTY)	132,636,100	98
15E (PUBLIC PROPERTY)	48,503,700	10
15F (OTHER EXEMPT)	88,907,500	103
TOTAL EXEMPT PROPERTY	564,974,600	437

MAILING ADDRESS:

ASSESSOR:

COLLECTOR:

TAX YEAR: 2021

TAXING DISTRICT: HALEDON BORO PASSAIC COUNTY

TAXABLE VALUE: 507,600,100

COUNTY EQUALIZATION RATIO: 76.27

EQUALIZED VALUE: 667,476,100

TAX RATE PER \$100: 4.904

EFFECTIVE TAX RATE: 3.729

APPORTIONMENT OF TAXES

	AMOUNT	RATE PER \$100.
COUNTY TAXES	\$4,337,461.40	.85450365
COUNTY LIBRARY TAX	\$.00	.00000000
COUNTY HEALTH TAX	\$.00	.00000000
COUNTY OPEN SPACE TAX	\$62,593.10	.01233118
DISTRICT SCHOOL TAX	\$6,565,244.00	1.29338903
REGIONAL SCHOOL TAX	\$5,258,019.00	1.03585854
REGIONAL SCHOOL TAX	\$5,258,019.00	1.03585854
LOCAL SCHOOL TAX	\$.00	.00000000
MUNICIPAL PURPOSE TAX	\$8,445,001.23	1.66371150
MUNICIPAL OPEN SPACE TAX	\$.00	.00000000
MUNICIPAL LIBRARY TAX	\$222,006.00	.04373640
TOTAL TAX LEVY & RATE	\$24,890,324.73	4.90353030
MISC. & SURPLUS REVENUES	\$3,208,856.38	

NET VALUATION & CLASS BREAKDOWN

	VALUE	LINE ITEMS
CLASS 1 (VACANT LAND)	5,101,900	94
CLASS 2 (RESIDENTIAL)	0	1,693
CLASS 3A (REGULAR FARM)	0	0
CLASS 3B (QUALIFIED FARM)	0	0
CLASS 4A (COMMERCIAL)	0	143
CLASS 4B (INDUSTRIAL)	0	24
CLASS 4C (APARTMENTS)	0	11
SUB-TOTAL	507,600,100	1,965
CLASS 6 (MESSENGER SYSTEMS)	0	0
TOTAL TAXABLE VALUE	507,600,100	

DEDUCTIONS ALLOWED

	AMOUNT	COUNT
VETERANS	\$15,250	64
WIDOWS OF VETERANS	\$2,000	9
SENIOR CITIZENS	\$5,250	21
DISABLED PERSONS	\$750	3
SURVIVING SPOUSE	\$500	2
TOTAL DEDUCTIONS ALLOWED	\$23,750	99

EXEMPT FROM TAXATION

	VALUE	LINE ITEMS
15A (PUBLIC SCHOOLS)	46,236,500	9
15B (OTHER SCHOOLS)	2,449,000	1
15C (PUBLIC PROPERTY)	26,960,000	34
15D (PUBLIC PROPERTY)	21,524,500	11
15E (PUBLIC PROPERTY)	0	0
15F (OTHER EXEMPT)	4,082,600	16
TOTAL EXEMPT PROPERTY	101,252,600	71

MAILING ADDRESS:

ASSESSOR:

COLLECTOR:

TAX YEAR: 2021

TAXING DISTRICT: HAWTHORNE BORO PASSAIC COUNTY

TAXABLE VALUE: 2,621,738,477

COUNTY EQUALIZATION RATIO: 97.73

EQUALIZED VALUE: 2,692,394,219

TAX RATE PER \$100: 2.892

EFFECTIVE TAX RATE: 2.816

APPORTIONMENT OF TAXES

	AMOUNT	RATE PER \$100.
COUNTY TAXES	\$17,496,265.90	.66735359
COUNTY LIBRARY TAX	\$.00	.00000000
COUNTY HEALTH TAX	\$.00	.00000000
COUNTY OPEN SPACE TAX	\$252,478.84	.00963021
DISTRICT SCHOOL TAX	\$41,640,864.00	1.58829206
REGIONAL SCHOOL TAX	\$.00	.00000000
REGIONAL SCHOOL TAX	\$.00	.00000000
LOCAL SCHOOL TAX	\$.00	.00000000
MUNICIPAL PURPOSE TAX	\$15,530,855.67	.59238768
MUNICIPAL OPEN SPACE TAX	\$.00	.00000000
MUNICIPAL LIBRARY TAX	\$894,022.33	.03410036
TOTAL TAX LEVY & RATE	\$75,814,486.74	2.89176390
MISC. & SURPLUS REVENUES	\$6,751,570.20	

NET VALUATION & CLASS BREAKDOWN

	VALUE	LINE ITEMS
CLASS 1 (VACANT LAND)	15,567,700	112
CLASS 2 (RESIDENTIAL)	0	5,437
CLASS 3A (REGULAR FARM)	0	0
CLASS 3B (QUALIFIED FARM)	0	0
CLASS 4A (COMMERCIAL)	0	303
CLASS 4B (INDUSTRIAL)	0	115
CLASS 4C (APARTMENTS)	0	20
SUB-TOTAL	2,621,737,500	5,987
CLASS 6 (MESSENGER SYSTEMS)	977	2
TOTAL TAXABLE VALUE	2,621,738,477	

DEDUCTIONS ALLOWED

	AMOUNT	COUNT
VETERANS	\$53,000	222
WIDOWS OF VETERANS	\$22,750	103
SENIOR CITIZENS	\$8,500	43
DISABLED PERSONS	\$500	2
SURVIVING SPOUSE	\$0	0
TOTAL DEDUCTIONS ALLOWED	\$84,750	370

EXEMPT FROM TAXATION

	VALUE	LINE ITEMS
15A (PUBLIC SCHOOLS)	73,914,100	7
15B (OTHER SCHOOLS)	0	0
15C (PUBLIC PROPERTY)	91,676,700	92
15D (PUBLIC PROPERTY)	43,155,100	21
15E (PUBLIC PROPERTY)	280,500	2
15F (OTHER EXEMPT)	14,989,100	50
TOTAL EXEMPT PROPERTY	224,015,500	172

MAILING ADDRESS:

ASSESSOR:

COLLECTOR:

TAX YEAR: 2021

TAXING DISTRICT: LITTLE FALLS TWP PASSAIC COUNTY

TAXABLE VALUE: 1,535,481,900

COUNTY EQUALIZATION RATIO: 88.78

EQUALIZED VALUE: 1,736,515,988

TAX RATE PER \$100: 3.212

EFFECTIVE TAX RATE: 2.840

APPORTIONMENT OF TAXES

	AMOUNT	RATE PER \$100.
COUNTY TAXES	\$11,246,959.14	.73247097
COUNTY LIBRARY TAX	\$.00	.00000000
COUNTY HEALTH TAX	\$.00	.00000000
COUNTY OPEN SPACE TAX	\$162,348.68	.01057314
DISTRICT SCHOOL TAX	\$15,600,865.00	1.01602402
REGIONAL SCHOOL TAX	\$7,931,824.00	.51656903
REGIONAL SCHOOL TAX	\$7,931,824.00	.51656903
LOCAL SCHOOL TAX	\$.00	.00000000
MUNICIPAL PURPOSE TAX	\$13,728,310.00	.89407176
MUNICIPAL OPEN SPACE TAX	\$76,774.00	.00499999
MUNICIPAL LIBRARY TAX	\$566,172.00	.03687259
TOTAL TAX LEVY & RATE	\$49,313,252.82	3.21158150
MISC. & SURPLUS REVENUES	\$5,970,544.42	

NET VALUATION & CLASS BREAKDOWN

	VALUE	LINE ITEMS
CLASS 1 (VACANT LAND)	43,874,700	160
CLASS 2 (RESIDENTIAL)	0	3,523
CLASS 3A (REGULAR FARM)	0	0
CLASS 3B (QUALIFIED FARM)	0	0
CLASS 4A (COMMERCIAL)	0	192
CLASS 4B (INDUSTRIAL)	0	30
CLASS 4C (APARTMENTS)	0	10
SUB-TOTAL	1,530,785,300	3,915
CLASS 6 (MESSENGER SYSTEMS)	4,696,600	2
TOTAL TAXABLE VALUE	1,535,481,900	

DEDUCTIONS ALLOWED

	AMOUNT	COUNT
VETERANS	\$33,050	143
WIDOWS OF VETERANS	\$15,750	66
SENIOR CITIZENS	\$11,500	50
DISABLED PERSONS	\$750	3
SURVIVING SPOUSE	\$250	1
TOTAL DEDUCTIONS ALLOWED	\$61,300	263

EXEMPT FROM TAXATION

	VALUE	LINE ITEMS
15A (PUBLIC SCHOOLS)	36,103,500	14
15B (OTHER SCHOOLS)	0	0
15C (PUBLIC PROPERTY)	312,037,800	276
15D (PUBLIC PROPERTY)	17,540,000	17
15E (PUBLIC PROPERTY)	0	0
15F (OTHER EXEMPT)	9,130,500	27
TOTAL EXEMPT PROPERTY	374,811,800	334

MAILING ADDRESS:

ASSESSOR:

COLLECTOR:

TAX YEAR: 2021

TAXING DISTRICT: NORTH HALEDON BORO PASSAIC COUNTY

TAXABLE VALUE: 1,188,641,097

COUNTY EQUALIZATION RATIO: 84.70

EQUALIZED VALUE: 1,409,458,855

TAX RATE PER \$100: 2.905

EFFECTIVE TAX RATE: 2.449

APPORTIONMENT OF TAXES

	AMOUNT	RATE PER \$100.
COUNTY TAXES	\$9,163,571.42	.77092837
COUNTY LIBRARY TAX	\$.00	.00000000
COUNTY HEALTH TAX	\$.00	.00000000
COUNTY OPEN SPACE TAX	\$132,249.62	.01112612
DISTRICT SCHOOL TAX	\$11,445,267.00	.96288670
REGIONAL SCHOOL TAX	\$2,301,436.00	.19361908
REGIONAL SCHOOL TAX	\$2,301,436.00	.19361908
LOCAL SCHOOL TAX	\$.00	.00000000
MUNICIPAL PURPOSE TAX	\$11,013,405.40	.92655432
MUNICIPAL OPEN SPACE TAX	\$.00	.00000000
MUNICIPAL LIBRARY TAX	\$466,991.00	.03928781
TOTAL TAX LEVY & RATE	\$34,522,920.44	2.90440240
MISC. & SURPLUS REVENUES	\$3,705,264.14	

NET VALUATION & CLASS BREAKDOWN

	VALUE	LINE ITEMS
CLASS 1 (VACANT LAND)	7,690,600	47
CLASS 2 (RESIDENTIAL)	0	2,934
CLASS 3A (REGULAR FARM)	571,100	1
CLASS 3B (QUALIFIED FARM)	11,250	1
CLASS 4A (COMMERCIAL)	0	87
CLASS 4B (INDUSTRIAL)	0	4
CLASS 4C (APARTMENTS)	0	0
SUB-TOTAL	1,188,640,250	3,074
CLASS 6 (MESSENGER SYSTEMS)	847	1
TOTAL TAXABLE VALUE	1,188,641,097	

DEDUCTIONS ALLOWED

	AMOUNT	COUNT
VETERANS	\$44,000	171
WIDOWS OF VETERANS	\$9,250	36
SENIOR CITIZENS	\$8,750	37
DISABLED PERSONS	\$250	1
SURVIVING SPOUSE	\$0	0
TOTAL DEDUCTIONS ALLOWED	\$62,250	245

EXEMPT FROM TAXATION

	VALUE	LINE ITEMS
15A (PUBLIC SCHOOLS)	58,420,600	5
15B (OTHER SCHOOLS)	35,547,000	3
15C (PUBLIC PROPERTY)	24,429,200	27
15D (PUBLIC PROPERTY)	39,690,200	18
15E (PUBLIC PROPERTY)	0	0
15F (OTHER EXEMPT)	20,643,200	31
TOTAL EXEMPT PROPERTY	178,730,200	84

MAILING ADDRESS:

ASSESSOR:

COLLECTOR:

TAX YEAR: 2021

TAXING DISTRICT: PASSAIC CITY PASSAIC COUNTY

TAXABLE VALUE: 2,944,212,798

COUNTY EQUALIZATION RATIO: 71.80

EQUALIZED VALUE: 4,203,451,714

TAX RATE PER \$100: 3.760

EFFECTIVE TAX RATE: 2.633

APPORTIONMENT OF TAXES

	AMOUNT	RATE PER \$100.
COUNTY TAXES	\$26,959,665.16	.91568331
COUNTY LIBRARY TAX	\$.00	.00000000
COUNTY HEALTH TAX	\$.00	.00000000
COUNTY OPEN SPACE TAX	\$388,822.37	.01320633
DISTRICT SCHOOL TAX	\$16,818,577.00	.57124190
REGIONAL SCHOOL TAX	\$.00	.00000000
REGIONAL SCHOOL TAX	\$.00	.00000000
LOCAL SCHOOL TAX	\$.00	.00000000
MUNICIPAL PURPOSE TAX	\$65,152,235.00	2.21289151
MUNICIPAL OPEN SPACE TAX	\$.00	.00000000
MUNICIPAL LIBRARY TAX	\$1,370,987.00	.04656549
TOTAL TAX LEVY & RATE	\$110,690,286.53	3.75958854
MISC. & SURPLUS REVENUES	\$34,168,800.00	

NET VALUATION & CLASS BREAKDOWN

	VALUE	LINE ITEMS
CLASS 1 (VACANT LAND)	16,477,700	196
CLASS 2 (RESIDENTIAL)	0	6,336
CLASS 3A (REGULAR FARM)	0	0
CLASS 3B (QUALIFIED FARM)	0	0
CLASS 4A (COMMERCIAL)	0	1,157
CLASS 4B (INDUSTRIAL)	0	108
CLASS 4C (APARTMENTS)	0	440
SUB-TOTAL	2,933,296,900	8,237
CLASS 6 (MESSENGER SYSTEMS)	10,915,898	1
TOTAL TAXABLE VALUE	2,944,212,798	

DEDUCTIONS ALLOWED

	AMOUNT	COUNT
VETERANS	\$25,750	109
WIDOWS OF VETERANS	\$8,750	38
SENIOR CITIZENS	\$25,250	114
DISABLED PERSONS	\$4,000	18
SURVIVING SPOUSE	\$1,750	8
TOTAL DEDUCTIONS ALLOWED	\$65,500	287

EXEMPT FROM TAXATION

	VALUE	LINE ITEMS
15A (PUBLIC SCHOOLS)	167,079,600	52
15B (OTHER SCHOOLS)	39,135,400	13
15C (PUBLIC PROPERTY)	170,972,100	159
15D (PUBLIC PROPERTY)	174,452,100	182
15E (PUBLIC PROPERTY)	0	0
15F (OTHER EXEMPT)	90,035,900	39
TOTAL EXEMPT PROPERTY	641,675,100	445

MAILING ADDRESS:

ASSESSOR:

COLLECTOR:

TAX YEAR: 2021

TAXING DISTRICT: PATERSON CITY PASSAIC COUNTY

TAXABLE VALUE: 6,121,731,879

COUNTY EQUALIZATION RATIO: 76.25

EQUALIZED VALUE: 8,169,509,330

TAX RATE PER \$100: 4.476

EFFECTIVE TAX RATE: 3.354

APPORTIONMENT OF TAXES

	AMOUNT	RATE PER \$100.
COUNTY TAXES	\$52,396,429.49	.85590860
COUNTY LIBRARY TAX	\$.00	.00000000
COUNTY HEALTH TAX	\$.00	.00000000
COUNTY OPEN SPACE TAX	\$755,677.03	.01234417
DISTRICT SCHOOL TAX	\$57,764,961.00	.94360488
REGIONAL SCHOOL TAX	\$.00	.00000000
REGIONAL SCHOOL TAX	\$.00	.00000000
LOCAL SCHOOL TAX	\$.00	.00000000
MUNICIPAL PURPOSE TAX	\$160,270,486.32	2.61805792
MUNICIPAL OPEN SPACE TAX	\$.00	.00000000
MUNICIPAL LIBRARY TAX	\$2,785,754.43	.04550599
TOTAL TAX LEVY & RATE	\$273,973,308.27	4.47542156
MISC. & SURPLUS REVENUES	\$104,287,449.68	

NET VALUATION & CLASS BREAKDOWN

	VALUE	LINE ITEMS
CLASS 1 (VACANT LAND)	47,257,715	946
CLASS 2 (RESIDENTIAL)	0	18,364
CLASS 3A (REGULAR FARM)	0	0
CLASS 3B (QUALIFIED FARM)	0	0
CLASS 4A (COMMERCIAL)	0	3,569
CLASS 4B (INDUSTRIAL)	0	487
CLASS 4C (APARTMENTS)	0	542
SUB-TOTAL	6,108,549,951	23,908
CLASS 6 (MESSENGER SYSTEMS)	13,181,928	1
TOTAL TAXABLE VALUE	6,121,731,879	

DEDUCTIONS ALLOWED

	AMOUNT	COUNT
VETERANS	\$68,000	297
WIDOWS OF VETERANS	\$19,500	80
SENIOR CITIZENS	\$62,250	271
DISABLED PERSONS	\$6,500	27
SURVIVING SPOUSE	\$250	1
TOTAL DEDUCTIONS ALLOWED	\$156,500	676

EXEMPT FROM TAXATION

	VALUE	LINE ITEMS
15A (PUBLIC SCHOOLS)	429,688,100	128
15B (OTHER SCHOOLS)	15,538,700	18
15C (PUBLIC PROPERTY)	715,960,800	495
15D (PUBLIC PROPERTY)	326,591,500	591
15E (PUBLIC PROPERTY)	25,017,400	2
15F (OTHER EXEMPT)	398,680,516	317
TOTAL EXEMPT PROPERTY	1,911,477,016	1,551

MAILING ADDRESS:

ASSESSOR:

COLLECTOR:

TAX YEAR: 2021

TAXING DISTRICT: POMPTON LAKES BORO PASSAIC COUNTY

TAXABLE VALUE: 1,190,289,700

COUNTY EQUALIZATION RATIO: 93.77

EQUALIZED VALUE: 1,277,996,679

TAX RATE PER \$100: 3.765

EFFECTIVE TAX RATE: 3.506

APPORTIONMENT OF TAXES

NET VALUATION & CLASS BREAKDOWN

	AMOUNT	RATE PER \$100.
COUNTY TAXES	\$8,311,258.95	.69825513
COUNTY LIBRARY TAX	\$.00	.00000000
COUNTY HEALTH TAX	\$.00	.00000000
COUNTY OPEN SPACE TAX	\$119,950.34	.01007741
DISTRICT SCHOOL TAX	\$25,536,669.00	2.14541628
REGIONAL SCHOOL TAX	\$.00	.00000000
REGIONAL SCHOOL TAX	\$.00	.00000000
LOCAL SCHOOL TAX	\$.00	.00000000
MUNICIPAL PURPOSE TAX	\$10,295,375.00	.86494700
MUNICIPAL OPEN SPACE TAX	\$119,029.00	.01000000
MUNICIPAL LIBRARY TAX	\$426,030.00	.03579213
TOTAL TAX LEVY & RATE	\$44,808,312.29	3.76448795
MISC. & SURPLUS REVENUES	\$4,048,511.87	

	VALUE	LINE ITEMS
CLASS 1 (VACANT LAND)	4,006,000	50
CLASS 2 (RESIDENTIAL)	0	3,659
CLASS 3A (REGULAR FARM)	0	0
CLASS 3B (QUALIFIED FARM)	0	0
CLASS 4A (COMMERCIAL)	0	163
CLASS 4B (INDUSTRIAL)	0	10
CLASS 4C (APARTMENTS)	0	8
SUB-TOTAL	1,190,289,700	3,890
CLASS 6 (MESSENGER SYSTEMS)	0	1
TOTAL TAXABLE VALUE	1,190,289,700	

DEDUCTIONS ALLOWED

EXEMPT FROM TAXATION

	AMOUNT	COUNT
VETERANS	\$47,500	197
WIDOWS OF VETERANS	\$5,000	20
SENIOR CITIZENS	\$5,750	27
DISABLED PERSONS	\$1,750	7
SURVIVING SPOUSE	\$0	0
TOTAL DEDUCTIONS ALLOWED	\$60,000	251

	VALUE	LINE ITEMS
15A (PUBLIC SCHOOLS)	29,025,300	3
15B (OTHER SCHOOLS)	0	0
15C (PUBLIC PROPERTY)	43,865,200	171
15D (PUBLIC PROPERTY)	25,842,400	25
15E (PUBLIC PROPERTY)	0	0
15F (OTHER EXEMPT)	9,275,300	43
TOTAL EXEMPT PROPERTY	108,008,200	242

MAILING ADDRESS:

ASSESSOR:

COLLECTOR:

TAX YEAR: 2021

TAXING DISTRICT: PROSPECT PARK BORO PASSAIC COUNTY

TAXABLE VALUE: 263,113,400

COUNTY EQUALIZATION RATIO: 70.44

EQUALIZED VALUE: 374,775,882

TAX RATE PER \$100: 5.401

EFFECTIVE TAX RATE: 3.791

APPORTIONMENT OF TAXES

	AMOUNT	RATE PER \$100.
COUNTY TAXES	\$2,438,391.65	.92674552
COUNTY LIBRARY TAX	\$.00	.00000000
COUNTY HEALTH TAX	\$.00	.00000000
COUNTY OPEN SPACE TAX	\$35,191.96	.01337521
DISTRICT SCHOOL TAX	\$3,315,685.00	1.26017337
REGIONAL SCHOOL TAX	\$3,585,069.00	1.36255660
REGIONAL SCHOOL TAX	\$3,585,069.00	1.36255660
LOCAL SCHOOL TAX	\$.00	.00000000
MUNICIPAL PURPOSE TAX	\$4,833,929.16	1.83720372
MUNICIPAL OPEN SPACE TAX	\$.00	.00000000
MUNICIPAL LIBRARY TAX	\$.00	.00000000
TOTAL TAX LEVY & RATE	\$14,208,266.77	5.40005442
MISC. & SURPLUS REVENUES	\$2,577,392.84	

NET VALUATION & CLASS BREAKDOWN

	VALUE	LINE ITEMS
CLASS 1 (VACANT LAND)	6,996,500	21
CLASS 2 (RESIDENTIAL)	0	1,077
CLASS 3A (REGULAR FARM)	0	0
CLASS 3B (QUALIFIED FARM)	0	0
CLASS 4A (COMMERCIAL)	0	62
CLASS 4B (INDUSTRIAL)	0	1
CLASS 4C (APARTMENTS)	0	1
SUB-TOTAL	262,968,400	1,162
CLASS 6 (MESSENGER SYSTEMS)	145,000	2
TOTAL TAXABLE VALUE	263,113,400	

DEDUCTIONS ALLOWED

	AMOUNT	COUNT
VETERANS	\$4,500	21
WIDOWS OF VETERANS	\$1,000	5
SENIOR CITIZENS	\$4,250	17
DISABLED PERSONS	\$750	3
SURVIVING SPOUSE	\$0	0
TOTAL DEDUCTIONS ALLOWED	\$10,500	46

EXEMPT FROM TAXATION

	VALUE	LINE ITEMS
15A (PUBLIC SCHOOLS)	14,573,800	1
15B (OTHER SCHOOLS)	7,203,800	2
15C (PUBLIC PROPERTY)	5,723,700	10
15D (PUBLIC PROPERTY)	9,448,000	7
15E (PUBLIC PROPERTY)	0	0
15F (OTHER EXEMPT)	920,300	5
TOTAL EXEMPT PROPERTY	37,869,600	25

MAILING ADDRESS:

ASSESSOR:

COLLECTOR:

TAX YEAR: 2021

TAXING DISTRICT: RINGWOOD BORO PASSAIC COUNTY

TAXABLE VALUE: 1,454,360,800

COUNTY EQUALIZATION RATIO: 83.08

EQUALIZED VALUE: 1,751,182,769

TAX RATE PER \$100: 3.912

EFFECTIVE TAX RATE: 3.248

APPORTIONMENT OF TAXES

	AMOUNT	RATE PER \$100.
COUNTY TAXES	\$11,383,332.15	.78270345
COUNTY LIBRARY TAX	\$.00	.00000000
COUNTY HEALTH TAX	\$.00	.00000000
COUNTY OPEN SPACE TAX	\$164,273.63	.01129525
DISTRICT SCHOOL TAX	\$21,549,359.00	1.48170653
REGIONAL SCHOOL TAX	\$11,430,494.00	.78594624
REGIONAL SCHOOL TAX	\$11,430,494.00	.78594624
LOCAL SCHOOL TAX	\$.00	.00000000
MUNICIPAL PURPOSE TAX	\$12,209,468.00	.83950750
MUNICIPAL OPEN SPACE TAX	\$146,170.00	.01005046
MUNICIPAL LIBRARY TAX	\$.00	.00000000
TOTAL TAX LEVY & RATE	\$56,883,096.78	3.91120943
MISC. & SURPLUS REVENUES	\$4,507,189.39	

NET VALUATION & CLASS BREAKDOWN

	VALUE	LINE ITEMS
CLASS 1 (VACANT LAND)	53,609,000	217
CLASS 2 (RESIDENTIAL)	0	4,313
CLASS 3A (REGULAR FARM)	3,753,000	8
CLASS 3B (QUALIFIED FARM)	69,100	31
CLASS 4A (COMMERCIAL)	0	59
CLASS 4B (INDUSTRIAL)	0	26
CLASS 4C (APARTMENTS)	0	0
SUB-TOTAL	1,454,360,800	4,654
CLASS 6 (MESSENGER SYSTEMS)	0	1
TOTAL TAXABLE VALUE	1,454,360,800	

DEDUCTIONS ALLOWED

	AMOUNT	COUNT
VETERANS	\$50,700	211
WIDOWS OF VETERANS	\$13,750	54
SENIOR CITIZENS	\$5,250	23
DISABLED PERSONS	\$750	3
SURVIVING SPOUSE	\$750	2
TOTAL DEDUCTIONS ALLOWED	\$71,200	293

EXEMPT FROM TAXATION

	VALUE	LINE ITEMS
15A (PUBLIC SCHOOLS)	28,227,400	10
15B (OTHER SCHOOLS)	5,547,900	1
15C (PUBLIC PROPERTY)	84,121,400	126
15D (PUBLIC PROPERTY)	14,128,400	14
15E (PUBLIC PROPERTY)	9,300	2
15F (OTHER EXEMPT)	15,114,500	48
TOTAL EXEMPT PROPERTY	147,148,900	201

MAILING ADDRESS:

ASSESSOR:

COLLECTOR:

TAX YEAR: 2021

TAXING DISTRICT: TOTOWA BORO PASSAIC COUNTY

TAXABLE VALUE: 2,431,766,500

COUNTY EQUALIZATION RATIO: 102.77

EQUALIZED VALUE: 2,377,904,633

TAX RATE PER \$100: 2.379

EFFECTIVE TAX RATE: 2.432

APPORTIONMENT OF TAXES

	AMOUNT	RATE PER \$100.
COUNTY TAXES	\$15,279,869.84	.62834445
COUNTY LIBRARY TAX	\$.00	.00000000
COUNTY HEALTH TAX	\$.00	.00000000
COUNTY OPEN SPACE TAX	\$220,370.63	.00906216
DISTRICT SCHOOL TAX	\$17,182,275.00	.70657586
REGIONAL SCHOOL TAX	\$10,681,017.00	.43922873
REGIONAL SCHOOL TAX	\$10,681,017.00	.43922873
LOCAL SCHOOL TAX	\$.00	.00000000
MUNICIPAL PURPOSE TAX	\$13,699,497.00	.56335577
MUNICIPAL OPEN SPACE TAX	\$.00	.00000000
MUNICIPAL LIBRARY TAX	\$777,284.00	.03196376
TOTAL TAX LEVY & RATE	\$57,840,313.47	2.37853073
MISC. & SURPLUS REVENUES	\$6,837,673.00	

NET VALUATION & CLASS BREAKDOWN

	VALUE	LINE ITEMS
CLASS 1 (VACANT LAND)	60,321,800	78
CLASS 2 (RESIDENTIAL)	0	3,427
CLASS 3A (REGULAR FARM)	900,400	1
CLASS 3B (QUALIFIED FARM)	4,100	1
CLASS 4A (COMMERCIAL)	0	235
CLASS 4B (INDUSTRIAL)	0	79
CLASS 4C (APARTMENTS)	0	2
SUB-TOTAL	2,431,766,500	3,823
CLASS 6 (MESSENGER SYSTEMS)	0	0
TOTAL TAXABLE VALUE	2,431,766,500	

DEDUCTIONS ALLOWED

	AMOUNT	COUNT
VETERANS	\$40,250	168
WIDOWS OF VETERANS	\$13,500	57
SENIOR CITIZENS	\$17,750	66
DISABLED PERSONS	\$2,750	11
SURVIVING SPOUSE	\$0	0
TOTAL DEDUCTIONS ALLOWED	\$74,250	302

EXEMPT FROM TAXATION

	VALUE	LINE ITEMS
15A (PUBLIC SCHOOLS)	22,260,500	2
15B (OTHER SCHOOLS)	0	0
15C (PUBLIC PROPERTY)	122,877,500	82
15D (PUBLIC PROPERTY)	29,735,100	6
15E (PUBLIC PROPERTY)	56,076,400	9
15F (OTHER EXEMPT)	10,428,200	34
TOTAL EXEMPT PROPERTY	241,377,700	133

MAILING ADDRESS:

ASSESSOR:

COLLECTOR:

TAX YEAR: 2021

TAXING DISTRICT: WANAQUE BORO PASSAIC COUNTY

TAXABLE VALUE: 1,116,047,900

COUNTY EQUALIZATION RATIO: 79.97

EQUALIZED VALUE: 1,399,061,212

TAX RATE PER \$100: 4.048

EFFECTIVE TAX RATE: 3.229

APPORTIONMENT OF TAXES

	AMOUNT	RATE PER \$100.
COUNTY TAXES	\$9,100,825.40	.81545115
COUNTY LIBRARY TAX	\$.00	.00000000
COUNTY HEALTH TAX	\$.00	.00000000
COUNTY OPEN SPACE TAX	\$131,345.08	.01176877
DISTRICT SCHOOL TAX	\$16,039,352.00	1.43715624
REGIONAL SCHOOL TAX	\$8,722,759.00	.78157568
REGIONAL SCHOOL TAX	\$8,722,759.00	.78157568
LOCAL SCHOOL TAX	\$.00	.00000000
MUNICIPAL PURPOSE TAX	\$10,601,648.52	.94992773
MUNICIPAL OPEN SPACE TAX	\$111,604.79	.01000000
MUNICIPAL LIBRARY TAX	\$464,269.30	.04159941
TOTAL TAX LEVY & RATE	\$45,171,804.09	4.04747898
MISC. & SURPLUS REVENUES	\$3,958,463.78	

NET VALUATION & CLASS BREAKDOWN

	VALUE	LINE ITEMS
CLASS 1 (VACANT LAND)	28,670,300	226
CLASS 2 (RESIDENTIAL)	0	4,313
CLASS 3A (REGULAR FARM)	805,300	1
CLASS 3B (QUALIFIED FARM)	7,700	4
CLASS 4A (COMMERCIAL)	0	106
CLASS 4B (INDUSTRIAL)	0	18
CLASS 4C (APARTMENTS)	0	4
SUB-TOTAL	1,116,047,900	4,672
CLASS 6 (MESSENGER SYSTEMS)	0	0
TOTAL TAXABLE VALUE	1,116,047,900	

DEDUCTIONS ALLOWED

	AMOUNT	COUNT
VETERANS	\$62,750	258
WIDOWS OF VETERANS	\$18,250	73
SENIOR CITIZENS	\$10,250	42
DISABLED PERSONS	\$1,750	7
SURVIVING SPOUSE	\$0	0
TOTAL DEDUCTIONS ALLOWED	\$93,000	380

EXEMPT FROM TAXATION

	VALUE	LINE ITEMS
15A (PUBLIC SCHOOLS)	38,714,300	6
15B (OTHER SCHOOLS)	0	0
15C (PUBLIC PROPERTY)	417,864,200	135
15D (PUBLIC PROPERTY)	11,718,700	17
15E (PUBLIC PROPERTY)	115,300	4
15F (OTHER EXEMPT)	12,706,700	37
TOTAL EXEMPT PROPERTY	481,119,200	199

MAILING ADDRESS:

ASSESSOR:

COLLECTOR:

TAX YEAR: 2021

TAXING DISTRICT: WAYNE TWP PASSAIC COUNTY

TAXABLE VALUE: 5,258,250,200

COUNTY EQUALIZATION RATIO: 48.07

EQUALIZED VALUE: 10,976,230,638

TAX RATE PER \$100: 5.648

EFFECTIVE TAX RATE: 2.705

APPORTIONMENT OF TAXES

	AMOUNT	RATE PER \$100.
COUNTY TAXES	\$71,149,643.43	1.35310494
COUNTY LIBRARY TAX	\$.00	.00000000
COUNTY HEALTH TAX	\$.00	.00000000
COUNTY OPEN SPACE TAX	\$1,026,706.69	.01952563
DISTRICT SCHOOL TAX	\$160,240,763.00	3.04741610
REGIONAL SCHOOL TAX	\$.00	.00000000
REGIONAL SCHOOL TAX	\$.00	.00000000
LOCAL SCHOOL TAX	\$.00	.00000000
MUNICIPAL PURPOSE TAX	\$59,860,951.00	1.13841960
MUNICIPAL OPEN SPACE TAX	\$1,051,650.00	.02000000
MUNICIPAL LIBRARY TAX	\$3,631,698.00	.06906666
TOTAL TAX LEVY & RATE	\$296,961,412.12	5.64753293
MISC. & SURPLUS REVENUES	\$21,610,938.00	

NET VALUATION & CLASS BREAKDOWN

CLASS	DESCRIPTION	VALUE	LINE ITEMS
CLASS 1	(VACANT LAND)	51,839,200	427
CLASS 2	(RESIDENTIAL)	0	16,438
CLASS 3A	(REGULAR FARM)	1,405,200	6
CLASS 3B	(QUALIFIED FARM)	94,200	10
CLASS 4A	(COMMERCIAL)	0	597
CLASS 4B	(INDUSTRIAL)	0	88
CLASS 4C	(APARTMENTS)	0	9
SUB-TOTAL		5,258,250,200	17,575
CLASS 6	(MESSENGER SYSTEMS)	0	1
TOTAL TAXABLE VALUE		5,258,250,200	

DEDUCTIONS ALLOWED

	AMOUNT	COUNT
VETERANS	\$184,500	779
WIDOWS OF VETERANS	\$42,500	183
SENIOR CITIZENS	\$26,750	116
DISABLED PERSONS	\$5,500	24
SURVIVING SPOUSE	\$0	0
TOTAL DEDUCTIONS ALLOWED	\$259,250	1,102

EXEMPT FROM TAXATION

	VALUE	LINE ITEMS
15A (PUBLIC SCHOOLS)	132,995,700	19
15B (OTHER SCHOOLS)	158,557,400	14
15C (PUBLIC PROPERTY)	244,135,800	701
15D (PUBLIC PROPERTY)	109,928,900	82
15E (PUBLIC PROPERTY)	4,700	2
15F (OTHER EXEMPT)	82,353,900	74
TOTAL EXEMPT PROPERTY	727,976,400	892

MAILING ADDRESS:

ASSESSOR:

COLLECTOR:

TAX YEAR: 2021

TAXING DISTRICT: WEST MILFORD TWP PASSAIC COUNTY

TAXABLE VALUE: 2,729,778,200

COUNTY EQUALIZATION RATIO: 86.74

EQUALIZED VALUE: 3,151,575,843

TAX RATE PER \$100: 3.785

EFFECTIVE TAX RATE: 3.278

APPORTIONMENT OF TAXES

	AMOUNT	RATE PER \$100.
COUNTY TAXES	\$20,522,067.30	.75178516
COUNTY LIBRARY TAX	\$.00	.00000000
COUNTY HEALTH TAX	\$.00	.00000000
COUNTY OPEN SPACE TAX	\$296,208.40	.01085101
DISTRICT SCHOOL TAX	\$58,960,514.00	2.15990127
REGIONAL SCHOOL TAX	\$.00	.00000000
REGIONAL SCHOOL TAX	\$.00	.00000000
LOCAL SCHOOL TAX	\$.00	.00000000
MUNICIPAL PURPOSE TAX	\$22,340,220.00	.81838957
MUNICIPAL OPEN SPACE TAX	\$147,444.00	.00540132
MUNICIPAL LIBRARY TAX	\$1,054,049.00	.03861299
TOTAL TAX LEVY & RATE	\$103,320,502.70	3.78494132
MISC. & SURPLUS REVENUES	\$11,685,881.80	

NET VALUATION & CLASS BREAKDOWN

	VALUE	LINE ITEMS
CLASS 1 (VACANT LAND)	70,991,000	1,041
CLASS 2 (RESIDENTIAL)	0	9,842
CLASS 3A (REGULAR FARM)	48,351,700	120
CLASS 3B (QUALIFIED FARM)	593,500	230
CLASS 4A (COMMERCIAL)	0	298
CLASS 4B (INDUSTRIAL)	0	29
CLASS 4C (APARTMENTS)	0	2
SUB-TOTAL	2,729,778,100	11,562
CLASS 6 (MESSENGER SYSTEMS)	100	2
TOTAL TAXABLE VALUE	2,729,778,200	

DEDUCTIONS ALLOWED

	AMOUNT	COUNT
VETERANS	\$125,750	522
WIDOWS OF VETERANS	\$25,250	97
SENIOR CITIZENS	\$28,000	119
DISABLED PERSONS	\$3,750	17
SURVIVING SPOUSE	\$500	2
TOTAL DEDUCTIONS ALLOWED	\$183,250	757

EXEMPT FROM TAXATION

	VALUE	LINE ITEMS
15A (PUBLIC SCHOOLS)	52,745,000	24
15B (OTHER SCHOOLS)	0	0
15C (PUBLIC PROPERTY)	158,287,200	471
15D (PUBLIC PROPERTY)	26,128,000	31
15E (PUBLIC PROPERTY)	793,500	8
15F (OTHER EXEMPT)	57,662,500	141
TOTAL EXEMPT PROPERTY	295,616,200	675

MAILING ADDRESS:

ASSESSOR:

COLLECTOR:

TAX YEAR: 2021

TAXING DISTRICT: WOODLAND PARK BORO PASSAIC COUNTY

TAXABLE VALUE: 1,680,982,991

COUNTY EQUALIZATION RATIO: 89.06

EQUALIZED VALUE: 1,895,162,527

TAX RATE PER \$100: 3.245

EFFECTIVE TAX RATE: 2.878

APPORTIONMENT OF TAXES

	AMOUNT	RATE PER \$100.
COUNTY TAXES	\$12,316,668.37	.73270631
COUNTY LIBRARY TAX	\$.00	.00000000
COUNTY HEALTH TAX	\$.00	.00000000
COUNTY OPEN SPACE TAX	\$177,764.30	.01057502
DISTRICT SCHOOL TAX	\$17,931,193.00	1.06670877
REGIONAL SCHOOL TAX	\$9,205,183.00	.54760715
REGIONAL SCHOOL TAX	\$9,205,183.00	.54760715
LOCAL SCHOOL TAX	\$.00	.00000000
MUNICIPAL PURPOSE TAX	\$14,110,255.46	.83940501
MUNICIPAL OPEN SPACE TAX	\$168,098.00	.00999998
MUNICIPAL LIBRARY TAX	\$629,884.00	.03747117
TOTAL TAX LEVY & RATE	\$54,539,046.13	3.24447341
MISC. & SURPLUS REVENUES	\$6,079,906.48	

NET VALUATION & CLASS BREAKDOWN

	VALUE	LINE ITEMS
CLASS 1 (VACANT LAND)	15,056,500	62
CLASS 2 (RESIDENTIAL)	0	3,644
CLASS 3A (REGULAR FARM)	0	0
CLASS 3B (QUALIFIED FARM)	2,100	1
CLASS 4A (COMMERCIAL)	0	225
CLASS 4B (INDUSTRIAL)	0	29
CLASS 4C (APARTMENTS)	0	8
SUB-TOTAL	1,680,982,100	3,969
CLASS 6 (MESSENGER SYSTEMS)	891	1
TOTAL TAXABLE VALUE	1,680,982,991	

DEDUCTIONS ALLOWED

	AMOUNT	COUNT
VETERANS	\$47,500	196
WIDOWS OF VETERANS	\$15,250	61
SENIOR CITIZENS	\$10,250	43
DISABLED PERSONS	\$1,000	4
SURVIVING SPOUSE	\$0	0
TOTAL DEDUCTIONS ALLOWED	\$74,000	304

EXEMPT FROM TAXATION

	VALUE	LINE ITEMS
15A (PUBLIC SCHOOLS)	24,411,500	5
15B (OTHER SCHOOLS)	0	0
15C (PUBLIC PROPERTY)	163,828,000	72
15D (PUBLIC PROPERTY)	19,946,700	9
15E (PUBLIC PROPERTY)	1,943,700	4
15F (OTHER EXEMPT)	12,137,200	36
TOTAL EXEMPT PROPERTY	222,267,100	126

MAILING ADDRESS:

ASSESSOR:

COLLECTOR:

PASSAIC COUNTY ASSESSORS

1. Bloomingdale Borough
Bfntown@aol.com
Brian Townsend
973-838-7426
Fax 838-5115
101 Hamburg Tpke.
Bloomingdale, NJ 07403
2. Clifton City
Mrinaldi@cliftonnj.org
Matthew Rinaldi
973-470-5843
Fax 470-5923
900 Clifton Ave
Clifton, NJ 07013
3. Haledon Borough
Bfntown@aol.com
Brian Townsend
973-942-6538 Ext 131
Fax 790-4781
510 Belmont Ave
Haledon, NJ 07508
4. Hawthorne Borough
thenderson@hawthornenj.org
Tim Henderson
973-427-1169
Fax 427-2819
445 Lafayette Ave
Hawthorne, NJ 07506
5. Little Falls Township
Rhamilton@LFNJ.com
Dliscio@LFNJ.com
Richard Hamilton
973-256-0272
Fax 256-8017
225 Main St.
Little Falls, NJ 07424
6. North Haledon Borough
thenderson@northhaledon.com
Tim Henderson
973-427-7520
Fax 427-1846
103 Overlook Ave
North Haledon, NJ 07508
7. Passaic City
Bphillips@cityofpassaicnj.gov
Barbara Phillips
973-365-5539
Fax 365-5541
330 Passaic St.
Passaic, NJ 07055
8. Paterson City
rmarra@patersonnj.gov
Richard Marra
973-321-1380
Fax 321-1381
155 Market St
Paterson, NJ 07505
9. Pompton Lakes Borough
assessor@pomptonlakes-nj.gov
Brian Townsend
973-835-0143 Ext 231
Fax 835-0958
25 Lenox Ave
Pompton Lakes, NJ 07442
10. Prospect Park Borough
browne@prospectpark.net
Edmund Brown
973-790-7902 Ext 525
Fax 790-6632
106 Brown Ave
Prospect Park, NJ 07508
11. Ringwood Borough
rmotyka@ringwoodnj.net
Rich Motyka
973-475-7118
Fax 962-6028
60 Margaret King Ave
Ringwood, NJ 07456
12. Totowa Borough
curt@jackmaskleeinc.com
Curt Masklee
973-956-1007
Fax 956-5668
537 Totowa Rd.
Totowa, NJ 07512
13. Wanaque Borough
Bfntown@aol.com
Brian Townsend
973-839-3000 Ext 7130
Fax 839-4959
579 Ringwood Ave
Wanaque, NJ 07465
14. Wayne Township
KreitzJ@waynetownship.com
James Kreitz
973-694-1800 Ext 3226
Fax 694-7004
475 Valley Rd.
Wayne, NJ 07470
15. West Milford Township
Taxassessor@westmilford.org
Brian Townsend
973-728-2870
Fax 728-2877
1480 Union Valley Rd
West Milford, NJ 07480
16. Woodland Park Borough
taxassessor@wpnj.us
Tim Henderson
973-345-8100 Ext 212
Fax 345-7583
5 Brophy Lane
Woodland Park, NJ 07424

PASSAIC COUNTY COLLECTORS

1. Bloomingdale Borough
bneinstedt@bloomingdalenj.net
Barbara Neinstedt
973-838-0330
Fax 838-5115
101 Hamburg Tpke.
Bloomingdale, NJ 07403
2. Clifton City
Taxcollector@cliftonnj.org
Elaine Erlewein
973-470-5837
Fax 471-9336
900 Clifton Ave
Clifton, NJ 07013
3. Haledon Borough
sps1021@aol.com
Stephen Sanzari
973-942-6538 Ex 105
Fax 790-4781
510 Belmont Ave
Haledon, NJ 07508
4. Hawthorne Borough
mkurzynski@northaledon.com
Maureen Kurzynski
973-427-1242
Fax 427-2819
445 Lafayette Ave
Hawthorne, NJ 07506
5. Little Falls Township
dwhiteside@lfnj.com
Denise Whiteside
973-256-0994
Fax 256-3269
225 Main St.
Little Falls, NJ 07424
6. North Haledon Borough
mkurzynski@northaledon.com
Maureen Kurzynski
973-427-5810
Fax 636-9101
103 Overlook Ave
North Haledon, 07508
7. Passaic City
zbachok@cityofpassaicnj.gov
Zanab Bachok
973-365-5530
Fax 365-5532
330 Passaic St.
Passaic, NJ 07055
8. Paterson City
jgadsden@patersonnj.gov
Jennean Gadsden
973-321-1300
Fax 321-1301
155 Market St.
Paterson, NJ 07505
9. Pompton Lakes Borough
collector@pomptonlakes-nj.gov
Debbie Buchanan
973-835-0143 Ex 234
Fax 835-0958
25 Lenox Ave
Pompton Lakes 07442
10. Prospect Park Borough
sanzaris@prospectpark.net
Stephen Sanzari
973-790-7902 Ex 517
Fax 790-6632
106 Brown Ave
Prospect Park NJ 07508
11. Ringwood Borough
dbuchanan@ringwoodnj.net
Debbie Buchanan
973-475-7148
Fax 962-6028
60 Margaret King Ave
Ringwood, NJ 07456
12. Totowa Borough
lnash@totowanj.org
Lisa Nash
973-956-1000 Ex 1003
Fax 956-5668
537 Totowa Rd
Totowa, NJ 07512
13. Wanaque Borough
smolen@wanaqueborough.com
Ann M. Smolen
973-839-3000 Ex 7127
Fax 839-4959
579 Ringwood Ave
Wanaque, NJ 0746
14. Wayne Township
Territob@waynetownship.com
Beth Territo
973-694-1800 Ex 3217
Fax 694-9385
475 Valley Rd
Wayne, NJ 07470
15. West Milford Township
taxcollector@westmilford.org
Rita DeNivo
973-728-2785
Fax 728-2877
1480 Union Valley Rd
West Milford, NJ 07480
16. Woodland Park Borough
blawler@wpnj.us
Bernadette Lawler
973-345-8101 Ex 101
Fax 345-7583
5 Brophy Lane
Woodland Park, NJ 07424